

# 2016-17 SETON HALL MEN'S BASKETBALL

3X **BIG EAST** CHAMPIONS - 1991, 1993, 2016



[8] ARKANSAS  
RAZORBACKS  
(25-9, 12-6 SEC)

GAME 33 | NEUTRAL GAME 9  
1:30 EST  
FRIDAY, March 17  
FIRST & SECOND ROUNDS  
BON SECOURS WELLNESS  
ARENA  
Greenville, S.C.



[9] SETON HALL  
PIRATES  
(21-11, 10-8 BIG EAST)

## Go #HALLin on GAMEDAY



ON TV: TNT - 1:30 P.M. EST

- Brian Anderson (PxP), Chris Webber (Color), Lewis Johnson (Sideline)



ON THE RADIO: AM970 The Answer






- Gary Cohen (PxP), Dave Popkin (Color)
- Also available at SHUPirates.com/PSN, the SHU Pirates app & the TuneIn app



ONLINE: NCAA.com // @SETONHALLMBB

## PROBABLE STARTERS

## QUICK HITS

	<b>#0 Khadeen Carrington</b> <b>Jr. • G • 6-4 • 195 • Brooklyn, N.Y.</b> <b>2nd Team All-BIG EAST</b>	<ul style="list-style-type: none"> <li>He owns a 2.4 assist-to-turnover ratio over the last 16 games with an even or positive ratio in 15 of 18 league contests.</li> <li>His 41 points scored vs. Creighton Feb. 15 are tied for most in a BIG EAST game in school history</li> <li>Shooting 37-of-43 (86.0 percent) from the free throw line of the last eight games</li> <li>BIG EAST's sixth leading scorer</li> </ul>
	<b>#1 Michael Nzei</b> <b>So. • F • 6-8 • 205 • Makurdi, Nigeria</b>	<ul style="list-style-type: none"> <li>Has two double-doubles in 13 starts</li> <li>Totaled 11 points, 12 boards at St. John's</li> <li>Thrown down team-best 15 dunks</li> <li>Grabbed four or more rebounds in 14 games</li> <li>Shooting 67.5 percent (52-of-77) from the field, which would rank second in the BIG EAST if qualified</li> <li>Seen double digit minutes in 30 of 32 games</li> </ul>
	<b>#20 Desi Rodriguez</b> <b>Jr. • F • 6-6 • 215 • Bronx, N.Y.</b>	<ul style="list-style-type: none"> <li>Averaging 18.4 points on 48.0 percent shooting and 5.4 boards over last five games</li> <li>Reached 1,000 career points after scoring 22 in Feb. 22 win over Xavier</li> <li>Scored a career-high 30 points at Marquette on Jan. 11 and has nine 20-point outings</li> <li>Hit at least one three in all 18 BIG EAST regular season games</li> </ul>
	<b>#30 Madison Jones</b> <b>Sr. • G • 6-2 • 160 • Raleigh, N.C.</b>	<ul style="list-style-type: none"> <li>Leads SHU, fourth in the conference in steals (1.8 per game), eighth with 3.2 assists per game, and seventh in assist-to-turnover ratio (1.7).</li> <li>Nine assists at Marquette and Xavier</li> <li>Scored a career-high 15 points against Delaware with four steals and four assists</li> <li>Has recorded at least four assists 12 times</li> </ul>
	<b>#31 Angel Delgado</b> <b>Jr. • F • 6-10 • 240 • Dominican Republic</b> <b>Unanimous 1st Team All-BIG EAST</b>	<ul style="list-style-type: none"> <li><b>LEADS THE NATION IN REBOUNDING (13.1), OFFENSIVE REBOUNDING (4.94), and DOUBLE-DOUBLES (26)</b></li> <li>Kareem Abdul-Jabbar Award Finalist</li> <li>Unanimous All-BIG EAST First Team</li> <li>All-BIG EAST Tournament Team selection after leading all players with 12.0 rebounds and 5.0 assists per game</li> </ul>

## KEY RESERVES

- #4 Eron Gordon • Fr. • 6-3 • 190 • Indianapolis, Ind. >> Totaled 6 points, 5 boards and 2 assists in 12 minutes vs. DePaul Jan. 7
- #13 Myles Powell • Fr. • 6-2 • 205 • Trenton, N.J. >> Team's top 3-point threat, scored season-best 26 at Iowa and Xavier, 10.7 ppg
- #14 Ismael Sanogo • Jr. • 6-8 • 215 • Newark, N.J. >> Team's best defender, 11th in the BIG EAST with 5.7 rebounds per game
- #21 Dalton Soffer • So. • 6-6 • 195 • San Diego, Calif. >> Played in 11 games so far, scored 6 points with a pair of triples vs. DePaul
- #22 Michael Dowdy • Sr. • 6-0 • 195 • Chicago, Ill. >> Has appeared in six games in 2016-17
- #25 Rashed Anthony • So. • F • 6-9 • 235 • Orangeburg, S.C. >> Has appeared in 28 games as reserve center this season
- #35 Manny Anderson • Fr. • 6-4 • 190 • Franklin, N.J. >> Seen action in four games to this point

## 2016-17 // SCHEDULE

DATE	OPPONENT	TV	TIME/RESULT
Nov. 11	FAIRLEIGH DICKINSON	FSN/YES	W, 91-70
Nov. 13	CENTRAL CONN.	FS1	W, 82-58
Nov. 17	at Iowa !	BTN	W, 91-83
Nov. 24	vs. Florida #	ESPN2	L, 76-81
Nov. 25	vs. Quinnipiac #	ESPNU	W, 90-79
Nov. 27	vs. Stanford #	ESPNU	L, 52-66
Dec. 1	COLUMBIA	FS1	W, 95-71
Dec. 6	vs. Hawaii \$	FS1	W, 68-57
Dec. 7	vs. California \$	FS1	W, 60-57
Dec. 12	vs. No. 16 South Carolina %	FS1	W, 67-64
Dec. 17	DELAWARE	FS2	W, 81-68
Dec. 23	RUTGERS	FS1	W, 72-61
Dec. 28	at No. 10 Creighton *	FS2	L, 75-89
Jan. 1	MARQUETTE *	FS1	W, 69-66
Jan. 7	DEPAUL *	CBSSN	W, 87-56
Jan. 11	at Marquette *	FS1	L, 86-89 (OT)
Jan. 14	at Providence *	FSN/YES	L, 61-65
Jan. 16	at No. 1 Villanova *	FS1	L, 46-76
Jan. 22	ST. JOHN'S *	FS1	W, 86-73
Jan. 25	No. 11 BUTLER *	FS1	L, 54-61
Feb. 1	at Xavier *	FS1	L, 70-72
Feb. 4	at Georgetown *	FS1	W, 68-66 (OT)
Feb. 8	PROVIDENCE *	FS1	W, 72-70 (OT)
Feb. 11	at St. John's *	CBSSN	L, 70-78
Feb. 15	No. 20 CREIGHTON *	CBSSN	W, 87-81
Feb. 18	No. 2 VILLANOVA *	FOX	L, 70-92
Feb. 22	XAVIER *	FS1	W, 71-64
Feb. 25	at DePaul *	FSN/YES	W, 82-79
Feb. 28	GEORGETOWN *	FS1	W, 62-59
Mar. 4	at No. 13 Butler *	FOX	W, 70-64
Mar. 9	vs. [4] Marquette ^	FS1	W, 82-76
Mar. 10	vs. [1] No. 2 Villanova ^	FS1	L, 53-55
Mar. 17	vs. [8] Arkansas +	TNT	1:30 p.m.
Mar. 19	vs. [1] UNC or [16] Texas So. +	TBA	TBA

All games in CAPS and BOLD are home games

\* BIG EAST game

! Gavitt Games

# AdvoCare Invitational at HP Field House

\$ FOX Sports Pearl Harbor Invitational at Bloch Arena

% Under Armour Reunion at Madison Square Garden

^ 2017 BIG EAST Tournament at Madison Square Garden

+ 2017 NCAA Tournament First & Second Rounds in Greenville, S.C.

## INSIDE THE HALL

### GENERAL INFORMATION

Location .....	South Orange, NJ 07079
Founded .....	1856
Enrollment .....	10,100
Affiliation .....	NCAA Division I
Conference .....	BIG EAST
Nickname .....	Pirates
Colors .....	Blue and White
Home Court (Capacity) .....	Prudential Center (10,353)
Secondary Home Court (Capacity) .....	Walsh Gymnasium (1,655)
President .....	Dr. A. Gabriel Esteban
Vice President/Director of Athletics .....	Patrick Lyons
Athletic Department Phone .....	(973) 761-9498
Ticket Office Phone .....	(973) 275-HALL

### MEN'S BASKETBALL COACHING STAFF

Head Coach .....	Kevin Willard
Alma Mater/Year .....	Pittsburgh/1997
Record at Seton Hall/Years .....	128-101/six years
Career Record/Years .....	173-150/nine years
Associate Head Coach .....	Shaheen Holloway (Seton Hall '00)
Assistant Coaches .....	Fred Hill (Montclair State '81) Grant Billmeier (Seton Hall '07)
Director of Basketball Operations .....	Kyle Smyth (Iona '12)
Coordinators of Basketball Operations .....	Kevin Lynch (Seton Hall '14)
Office Phone .....	(973) 761-9070

### TEAM INFORMATION

2015-16 Record .....	25-9
BIG EAST Record/Finish .....	12-6/3rd
Postseason .....	BIG EAST Champions/NCAA First Round
Players Returning/Lost .....	10/3
Starters Returning/Lost .....	4/1
Newcomers .....	5

### PROGRAM HISTORY

First Season .....	1903-04
All-Time Record .....	1,473-1,059-2 (.582)
NCAA Tournament Appearances .....	10
NIT Appearances .....	17
BIG EAST Championships .....	3

## MEDIA INFORMATION

### ATHLETIC COMMUNICATIONS OFFICE

Assistant Athletics Director for Digital Media & Communications:

Thomas Chen  
E-mail: thomas.chen@shu.edu  
Cell phone: (914) 843-7185  
Office phone: (973) 761-9493  
Office fax: (973) 761-9061

Assistant Director of Digital Media & Communications:

Jon Turner  
E-mail: jonathan.turner@shu.edu  
Cell phone: (856) 296-8305

### MEDIA CREDENTIALS

Credentials for media covering Seton Hall at Walsh Gym, on the University's campus, or at Prudential Center, should be made by visiting our credential website at [www.sportssystem.com/setonhall](http://www.sportssystem.com/setonhall). Otherwise please contact Tom Chen at (973) 761-9493, by fax (973) 761-9061, or by email to [thomas.chen@shu.edu](mailto:thomas.chen@shu.edu) with questions. Seton Hall reserves the right to revoke press credentials at any time for any reason.

### INTERVIEWS

All requests for player interviews, either in person or via phone, must be arranged through Tom Chen in the Athletics Communications Office. Advance notice of at least 24 hours is preferred. Interview requests for Coach Kevin Willard must be made at least 24 hours in advance.

### POST-GAME

Seton Hall coach Kevin Willard will be available for interviews following a post-game cooling off period. The Seton Hall locker room is not open to the media, but a separate area will be designated for player interviews.

## PIRATE POINTS

>> The Seton Hall men's basketball team is on the heels of a narrow setback in the BIG EAST Tournament Semifinals against Villanova last Friday at Madison Square Garden. The Pirates led the top-seed and No. 2 ranked Wildcats for more than 34 minutes and went punch for punch with the reigning national champs, but Josh Hart's three-point play with 9.6 seconds remaining in the game was the difference as Villanova defeated the Pirates, 55-53. Junior Desi Rodriguez led the Pirates with 14 points on 7-of-14 shooting. Junior Khadeen Carrington and freshman Myles Powell scored 11 points each, and junior Angel Delgado totaled eight points and eight boards. In 27 minutes off the bench, junior Ismael Sanogo totaled four points, eight rebounds and three steals.

>> Led by head coach Kevin Willard, the Pirates are back in the NCAA Tournament for a second consecutive season. This marks the first time the program has gone to back-to-back NCAA Tournaments since reeling off four straight appearances from 1991-94. After earning the BIG EAST's automatic bid last season, this year the Pirates are an at-large selection for the first time since 2006. This is also Seton Hall's first back-to-back 20-win seasons since 1992-93 and first back-to-back BIG EAST conference winning seasons since 2003-04.

>> Overall, this is Seton Hall's 11th NCAA Tournament appearance. The Pirates have won a tournament game in seven out of their 10 trips in program history. All-time in the NCAA Tournament:

- 1988: 1-1 (Second Round) - 8 seed
- 1989: 5-1 (National Final, Runner-Up) - 3 seed
- 1991: 3-1 (Regional Final, Elite Eight) - 3 seed
- 1992: 2-1 (Regional Semifinals, Sweet Sixteen) - 4 seed
- 1993: 1-1 (Second Round) - 2 seed
- 1994: 0-1 (First Round) - 10 seed
- 2000: 2-1 (Regional Semifinals, Sweet Sixteen) - 10 seed
- 2004: 1-1 (Second Round) - 8 seed
- 2006: 0-1 (First Round) - 10 seed
- 2016: 0-1 (First Round) - 6 seed
- Total: **10 appearances, 15-10**

>> The only time Seton Hall and Arkansas have ever met was on Dec. 8, 2010 at the SEC/BIG EAST Invitational in Louisville, Ky. where the Razorbacks came away with a 71-62 victory. Willard is 5-4 with the Pirates against Southeastern Conference opponents, and The Hall is 12-12 in the all-time series against current SEC teams.

>> The Pirates are battle tested and have endured several back-and-forth games throughout the course of this season that have come down to the wire. In fact, SHU played in SEVEN BIG EAST games decided by three points or fewer in 2016-17, the most in a single season under head coach Kevin Willard. SHU went 5-2 in such games, and is 7-3 overall in games decided by three points or fewer. Additionally, 12 of its last 13 games have been decided by single digits.

>> The Pirates have shown resilience all season and have eight wins when tied or trailing at halftime and four wins when trailing by 10 or more at any point in the contest. SHU is shooting 47.7 percent in the second half overall and 50.4 percent in the second half of 21 wins while limiting opponents to 41.1 percent shooting.

>> Seton Hall has used the last two months of the season to its advantage the past two years, and is a combined 18-7 during February and March since last year including five wins over nationally ranked opponents. The Pirates began conference play with a 3-6 record, but finished 7-2 in the second half with a pair of wins over nationally ranked opponents to bolster their resume and lead them to the dance once again.

>> The strong finish to the regular season was due in large part to the play of the Best Big Man in the NATION™, Delgado. He is a unanimous 1st Team All-BIG EAST selection, and a finalist for The Basketball Hall of Fame Kareem Abdul-Jabbar Award, given to the nation's top center. He earned a spot on the 2017 BIG EAST All-Tournament Team after leading all players in rebounding (12.0) and assists (5.0). Delgado is the nation's leading rebounder with 13.1 per game, leading offensive rebounder with 4.94 per game, and top double-double producer (26). He is averaging 6.3 rebounds per game MORE than any other player in the BIG EAST. Delgado has 196 more total rebounds than the second-highest total from any player in the conference. The 196 rebounds on its own would be the seventh-highest total.

>> The 6-foot-10 Dominican native posted 21 points and 20 rebounds against St. John's at home and 12 points, 22 boards in the first meeting with Butler. His performance in the St. John's game marked the first 20-20 game for The Hall since Eddie Griffin vs. Saint Peter's on Nov. 27, 2000 and just the 14th to occur in any BIG EAST regular season conference game. Delgado's 22 rebounds against Butler are the most by any Pirate since the school joined the BIG EAST in 1979. He is only the seventh Pirate in program history to record a 20-rebound game, and the first since Pope vs. Syracuse on Jan. 8, 2011. In the BIG EAST Tournament against Marquette, he put on a display that showed off his overall skill set, and he totaled 12 points, 16 rebounds and nine assists. If he had picked up one more assist, he would have joined Eddie Griffin as the only player in program history to record a triple-double. Griffin totaled 21 points, 12 rebounds and 10 blocks against Norfolk State on Dec. 4, 2000.

>> The big man is posting truly historic numbers in his junior campaign, and has aligned himself with some of the elite rebounders in school and conference history. With 253 rebounds during BIG EAST play this season, Delgado is the conference's all-time single-season leading rebounder, passing Luke Harangody (Notre Dame, 2008-09). He also broke the league's record for rebounding average in a single season with 14.1 rebounds per game. Pittsburgh's Jerome Lane held the former record of 14.0 per game. Delgado is averaging 11.37 rebounds through 54 career BIG EAST games, which is currently second best in league history.

>> In addition to his superior skills on the glass, Delgado has also proven to be a reliable scorer in the post. He has scored in double figures in 24 of the last 26 games and has seven 20-point outings this season including a career-best 26 at Georgetown. He is one of two players in the top-15 in the BIG EAST in scoring, rebounding and field goal percentage. He earned recognition on the weekly BIG EAST Honor Roll 10 times this season. No other player in the conference had more than six appearances on the Honor Roll.

>> The go-to scorer during conference play, Rodriguez has the ability to explode through the lane or let it rip from beyond the arc. His hot hand has delivered 18.4 points on 48.0 percent shooting and 5.4 rebounds over the last five games. He led the team with 17.3 points per game during BIG EAST competition and shot a team-best 42.2 percent from beyond the arc. He drained a triple in all 18 conference games after going 6-of-29 (20.7 percent) from three-point range in non-conference play. Affectionately known as #DunkinDesi, Rodriguez has thrown down 12 dunks this season and 35 for his career.

>> When Rodriguez gets hot, he can pile up the points. He scored a career-high 30 points at Marquette and was named BIG EAST Player of the Week on Jan. 9 after a 25-point performance in the first meeting with DePaul in which he made each of his first 10 field goal attempts. He was also named to the BIG EAST Weekly Honor Roll on Nov. 21 after a 25-point nine-rebound showing at Iowa, and Jan. 16 after averaging 25.0 points per game at Marquette and Providence. He has nine 20-point games this year and scored in double figures 52 times throughout his career.

## PIRATE POINTS

>> The team's leading scorer and one of the most dynamic guards in the BIG EAST, Carrington has the ability to take control. He went off for a career-high 41 points including 10 in the final 41 seconds as Seton Hall picked up an 87-81 victory over Creighton on Feb. 25. The 41 points are the most by a Pirate since Jeremy Hazell posted 41 on Dec. 26, 2009 against West Virginia. In addition to his scoring production, Carrington also totaled seven assists, five rebounds and four steals on top of an 18-for-22 performance at the free throw line. His 41-point output is the most of any BIG EAST player this season and nine more than any other individual scorer in a conference game. It is tied for 14th all-time in a BIG EAST conference game, and is only the 26th time in league history that anyone has scored 40 or more in a conference game. It is furthermore the first 40-point game for a Pirate since Sterling Gibbs scored 40 against Illinois State on Nov. 24, 2014. It is tied for the most points in a BIG EAST game in school history. Carrington was named to the All-BIG EAST Second Team last week.

>> The Brooklyn native also has the ability to drive it to the rim or pull up from long range. He has 11 20-point games and has scored in double figures in all but four contests this season, 60 times throughout his career. Carrington has also been clutch in late-game situations. For the season, he is averaging 9.9 points during the second half on 46.3 percent shooting from the field, 81.3 percent from the free throw line, and leads the team in scoring during the final five minutes of game time. Another crucial factor for the Pirates of late has been Carrington's ability to take good care of the ball. He owns a 2.4 assist-to-turnover ratio over the last 16 games with an even or positive ratio in 15 of 18 league contests during the regular season. He has also been heating up at the charity stripe, and is 37-of-43 (86.0 percent) from the line over the last eight games.

>> Juniors Carrington, Delgado and Rodriguez have been the driving force behind the success of Seton Hall basketball this season. They provide 65.7 percent of the team's scoring, and were the only three teammates in the top-10 in scoring during conference play. They have a combined 27 20-point games in 2016-17, and have the opportunity to be mentioned among the best classes in program history. Carrington became the 41st student-athlete in school history to reach 1,000 career points earlier this season, and is now 27th on the all-time scoring list with 1,293 points. Delgado reached the milestone Feb. 15 vs. Creighton, and sits 35th with 1,117 career points. Rodriguez is the latest Pirate to join the club and is 36th with 1,105 points. The three juniors are only the second trio of 1,000-point scorers to be active in the same season, joining John Morton, Darryl Walker and Ramon Ramos of the program's historical 1988-89 national runner-up team.

>> SHU prides itself on defensive tenacity and it shows. The Pirates held Providence, St. John's, Georgetown and Butler to under 40.0 percent shooting; and SHU is 8-1 on the season when opponents shoot under 40 percent. Furthermore, the team recorded six or more steals in 15 of 18 conference games and totals 6.9 per game. Seton Hall and its strong defense has also proven to be well equipped at holding leads. The Pirates are 44-2 in their last 46 games (dating back to the start of the 2015-16 season) when holding at least a seven-point lead at any point in the contest.

>> Largely considered one of the top defenders in the BIG EAST, and described by head coach Kevin Willard as the team MVP day in and day out, junior forward Ismael Sanogo is an invaluable asset on both ends of the floor. He averages 5.7 rebounds per game and pulled down a career-high 16 in the Garden State Hardwood Classic victory over Rutgers on Dec. 23. In the first meeting with St. John's, Sanogo played a crucial role in limiting the BIG EAST's fifth leading scorer, Shamorie Ponds (17.3 points per game), to just nine points on 3-of-11 shooting. He played 27 minutes in last Friday's BIG EAST Semifinal against Villanova, his most minutes in five games, and was a critical factor in holding the Wildcats to just 55 points, over 20 points below their season scoring average.

>> Freshman Myles Powell has shown the ability to be a dynamic scorer and dangerous three-point threat in his first collegiate season. He is the fifth-leading scorer among BIG EAST rookies, and has drilled three or more triples in 11 games this season including two in a row. In non-conference play, just three games into his rookie campaign, he put up 26 points in SHU's victory at Iowa (Nov. 17) to snap the Hawkeyes' 41-game home winning streak over non-conference foes. He went 9-for-14 from the field, 5-for-7 from beyond the arc, and was named BIG EAST Rookie of the Week on Nov. 21. Powell scored 26 and made a career-best 10 field goals at Xavier Feb. 1 including a 6-of-12 mark from three-point land. He is one of only two Pirates since 2008 to have multiple 25-point games as a freshman, joining Jeremy Hazell. He leads the team in three-point field goals (66) and free throw percentage (81.7).

>> With innate defensive awareness and leadership at the point, senior guard Madison Jones has shown the ability to be a true impact player for the Pirates. He leads the team and is eighth in the BIG EAST with 3.2 assists per game. He has helped SHU record a positive assist-to-turnover ratio in four of the last six games, and personally owns a 1.7 ratio for the season. Jones has made three steals in three of the last five contests and is fourth in the BIG EAST with 1.8 per game.

>> One of the most critical aspects of the Pirates' offense is its ability to produce second chance points. That effort is led by Delgado, who leads the nation with 4.94 offensive rebounds per game. Earlier this season, he grabbed 13 offensive boards at Marquette, which is the most by any Pirates player in recent history and it is the first 13-offensive rebound game by a BIG EAST player since Kentrell Gransberry of USF had 13 vs. DePaul on March 3, 2007. Effort on the offensive glass has led to 12.9 second chance points per game, 3.5 more than opponents. Delgado has grabbed 158 offensive rebounds, and the Pirates have scored on the ensuing opportunity 91 times, which is 57.6 percent of total chances. The team has scored 183 second chance points off his offensive boards alone. Last Friday against Villanova, the Pirates scored nine points off four of his five offensive rebounds. The Pirates grab an offensive board on 35.4 percent of all available chances. Overall, SHU is 19th in the nation with a +6.9 rebounding margin.

>> Although the Pirates rely heavily on disciplined play on the defensive end, much of their success this season has been predicated on their ability to make shots and get to the free throw line. SHU is 16-0 when it out shoots opponents and 15-2 when it has more free throw attempts. Additionally, the Pirates are 18-7 when shooting 40.0 percent or better and 7-1 when they shoot 70.0 percent at the line.

>> Sophomore forward Michael Nzei has been a valuable contributor in the post all season and has made 11 starts in a row. He proved worthy of starter minutes earlier this season at the AdvoCare Invitational by averaging 14.0 points and 10.0 rebounds in a pair of starts. His sound defense and efficient offense has earned him 18.0 minutes per game. Nzei is second on the team with 16 blocks and his efficient offensive selection has led to an efficient 67.5 percent (52-of-77) from the field, which would rank second in the BIG EAST if qualified. He has also shown the ability to throw it down and leads the team with 15 dunks.

>> In addition to all of his other accomplishments this season, Delgado recently reached a historical milestone. Against Georgetown on Feb. 28, he pulled down his 1,000th career rebound, and is now just the fifth player in program history to reach 1,000 career rebounds, as well as the combination of 1,000 points and 1,000 rebounds, the first since Glenn Mosley (1973-77). Delgado also recently passed one of the all-time greats, Patrick Ewing (Georgetown, 1981-85), on the BIG EAST career rebounding list and is now fourth in league annals with 614 career boards.

## INSIDE THE HALL

### BIG EAST All-Time Top Rebounding Average (Conf. Games Only)

1. Michael Smith, Providence (1991-94) .....	11.66
2. Angel Delgado, Seton Hall (2014-present) .....	11.37
3. Kentrell Gransberry, USF (2006-08) .....	11.00
4. Derrick Coleman, Syracuse (1986-90) .....	10.95
5. DeJuan Blair, Pittsburgh (2007-09) .....	10.94

### BIG EAST All-Time Rebound Leaders (Conf. Games Only)

1. Derrick Coleman, Syracuse (1986-90) .....	701
2. Luke Harangody, Notre Dame (2006-10) .....	662
3. Michael Smith, Providence (1991-94) .....	630
4. Angel Delgado, Seton Hall (2014-present) .....	614
5. Danya Abrams, Boston College (1993-97) .....	609
6. Geoff McDermott, Providence (2005-09) .....	598
7. Patrick Ewing, Georgetown (1981-85) .....	597
8. John Wallace, Syracuse (1992-96) .....	582
9. Zendon Hamilton, St. John's (1994-98) .....	580
Jeff Adrian, Connecticut (2005-09) .....	580

### Active NCAA Career Rebounding Average Leaders

1. Steve Taylor Jr., Toledo (Sr.) .....	12.4
2. Derrick Griffin, Texas Southern (So.) .....	11.0
3. James Thompson IV, Eastern Michigan (So.) .....	10.9
4. Angel Delgado, Seton Hall (Jr.) .....	10.7
5. Alize Johnson, Missouri State (Jr.) .....	10.6

### Active NCAA Career Rebound Leaders

1. Tim Kempton, Lehigh (Sr.) .....	1,095
2. Angel Delgado, Seton Hall (Jr.) .....	1,040
3. Brett Bisping, Siena (Sr.) .....	1,024
4. Josh Hawkinson, Washington State (Sr.) .....	1,015
5. Alec Peters, Valparaiso (Sr.) .....	997
6. Kennedy Meeks, North Carolina (Sr.) .....	983
7. Ryan Taylor, Marshall (Sr.) .....	983
8. Sebastian Salz, Ole Miss (Sr.) .....	970
9. Rokas Gustys, Hofstra (Jr.) .....	933
10. Denzell Taylor, Old Dominion (Sr.) .....	928

### Active NCAA Career Double-Double Leaders

1. Josh Hawkinson, Washington State (Sr.) .....	56
2. Tim Kempton, Lehigh (Sr.) .....	54
3. Angel Delgado, Seton Hall (Jr.) .....	49
4. Ryan Taylor, Marshall (Sr.) .....	40
5. James Thompson IV, Eastern Michigan (So.) .....	39
Jimmy Hall, Kent State (Sr.) .....	39





# SETON HALL MEN'S BASKETBALL

400 South Orange Avenue, South Orange, N.J. 07079

(973) 275-HALL • tickets@shu.edu

@SetonHallMBB

**Objective:** To earn an NCAA Tournament bid whether by at-large berth or by winning the BIG EAST Tournament Championship for a second straight season.

## EXPERIENCE

- Plays in the BIG EAST, the third-highest rated conference in the country, which went 98-29 (.772) in non-conference games, including 10 wins over *Associated Press* ranked teams, and sent seven teams to the NCAA Tournament.
- Finished in a tie for third place in the ultra-competitive BIG EAST Conference, notching wins over eight of the nine teams, including five victories over teams that earned selection into the NCAA Tournament.

- Won three games over teams nationally ranked at the time of the game:



Ranked No. 16  
Won on neutral court



Ranked No. 20  
Won at home



Ranked No. 13  
Won on the road

- Scheduled difficult during the non-conference season: played **seven** of 12 games on the road or at a neutral site and went **5-2** in those games.
- Played **six** non-conference games against teams from a "Basketball Power Six" conference, including five either on the road or at a neutral site. **One of only seven "Basketball Power Six" schools** to play at least **five** "Basketball Power Six" non-conference games on the road or at a neutral site.



- Owens **four** non-conference victories over "Basketball Power Six" opponents, including Iowa, California, South Carolina (ranked No. 16 in the nation at the time of the victory) and Rutgers. **One of only 11 teams among the 75 "Basketball Power Six" schools** to have at least four such non-conference wins.



- Also **one of only 15 "Basketball Power Six" schools** to have at least **three** non-conference wins over a fellow "Basketball Power Six" school either on the road or at a neutral site.



- Has beaten the teams it has needed to beat with just **ONE** loss to teams outside the NCAA RPI Top 100 or the KenPom Top 100.

## QUICK HITS

(numbers as of March 13)

- NCAA RPI: 44
- NCAA Non-Conference RPI: 61
- NCAA Strength of Schedule: 49
- Record vs. NCAA RPI Top 50: 4-7\*#
- Record vs. NCAA RPI Top 100: 9-10
- Record vs. NCAA RPI 101-351: 12-1
- KenPom: 54
- KenPom Strength of Schedule: 35
- Record vs. KenPom Top 50: 5-7
- Record vs. KenPom Top 100: 11-10
- Record vs. KenPom 101-351: 9-0

\* We also have three wins against teams just outside of the top 50 - California (53), Providence (56) and Marquette (61) - for a total of seven wins against top 65 RPI teams.

# We are one of 33 teams in the current Top-50 NCAA RPI to have at least four wins over other top 50 RPI teams

**References:** Available upon request...or ask any of the teams we've played.

# CURRENT OPPONENT - ARKANSAS RAZORBACKS



## SERIES HISTORY

OVERALL RECORD	0-1
HOME RECORD	--
ROAD RECORD	--
NEUTRAL RECORD	0-1
OVERTIME RECORD	--
SHU STREAK	L1
FIRST MEETING	12/18/2010, L 62-71 (N)
LAST MEETING	SAME

## MATCHUP BREAKDOWN

SETON HALL	//	ARKANSAS
OVERALL	STATS	OVERALL
73.3	PPG	79.8
70.2	OPP PPG	74.0
45.0	FG%	46.1
43.2	OPP FG%	42.0
6.1	3PM	6.5
18.1	3PA	17.9
33.8	3PT%	36.4
14.3	FTM	17.8
22.3	FTA	23.4
64.3	FT %	76.2
39.6	RPG	36.3
+6.7	REB. MARGIN	+0.1
12.3	APG	14.1
13.6	TO	11.7
2.5	BLK	4.7
6.9	STL	7.5

## BY-HALF COMPARISON

	1ST HALF PTS	2ND HALF PTS	TOTAL PTS
SETON HALL	33.9	38.6	73.3
ARKANSAS	36.6	43.2	79.8
SCORING MARGIN SHU / UA	+0.8 / -0.2	+2.3 / +6.0	+3.1 / +5.8

## INSIDE LOOK

### Projected Starters (\*based off previous game) 2016-17 Statistics

Pos #	Player	PPG	RPG	APG	MPG
G 3	Dusty Hannahs	14.6	1.7	1.8	24.8
G 00	Jaylen Barford	12.6	3.7	2.0	25.2
F 33	Moses Kingsley	11.8	7.8	1.4	27.4
G 21	Mauale Watkins	6.2	3.9	1.9	22.2
F 13	Dustin Thomas	5.2	3.8	1.1	17.7

2016-17 OVERALL RECORD: 25-9 (12-6 SEC)

### LAST TIME OUT:

SEC Championship, March 12 vs. Kentucky - L, 65-82

• Arkansas fell to Kentucky Sunday afternoon in the SEC Tournament Championship, 82-65. Down by as many as 19 in the second half, Arkansas fought back to cut the deficit to nine with 1:32 left in the contest, after sinking six of its last seven shots. However, Kentucky made its late free throws to keep Arkansas from getting any closer. Dusty Hannahs tallied 14 points, as Jaylen Barford scored 13 points to go along with two rebounds. Mauale Watkins posted seven points, four rebounds, two assists and two steals.

# BACK TO THE FUTURE

## LAST TIME OUT

March 10, 2017 • Game #32 • vs. [1] No. 2 Villanova (BIG EAST Tournament Semifinal | Madison Square Garden | New York, N.Y.)



1ST	2ND	F
27	26	53



1ST	2ND	F
20	35	55

- The Seton Hall men's basketball team led top-seed and No. 2 ranked Villanova for more than 34 minutes and went punch for punch with the Wildcats, but Josh Hart's three-point play with 9.6 seconds remaining in the game was the difference as Villanova defeated the Pirates, 55-53, in a classic BIG EAST Tournament semifinals match last Friday night at Madison Square Garden.
- Junior Desi Rodriguez led the Pirates with 14 points on 7-of-14 shooting. Junior Khadeen Carrington and freshman Myles Powell scored 11 points each, and junior Angel Delgado totaled eight points and eight boards. In 27 minutes off the bench, junior Ismael Sanogo totaled four points, eight rebounds and three steals.
- For Villanova, Hart totaled a game-best 19 points and 10 rebounds.

# TREND TRACKERS

## INDIVIDUAL SUPERLATIVES



#0 - CARRINGTON

DOUBLE-DOUBLES
SEASON --> --
CAREER --> 1
STREAK --> --
DOUBLE-FIGURE SCORING
SEASON --> 28
CAREER --> 60
STREAK --> 3
20+ POINT GAMES
SEASON --> 11
CAREER --> 17
STREAK --> --
10+ REBOUND GAMES
SEASON --> --
CAREER --> 1
STREAK --> --



#1 - NZEI

DOUBLE-DOUBLES
SEASON --> 2
CAREER --> 3
STREAK --> --
DOUBLE-FIGURE SCORING
SEASON --> 3
CAREER --> 5
STREAK --> --
10+ REBOUND GAMES
SEASON --> 2
CAREER --> 3
STREAK --> --



#13 - POWELL

DOUBLE-DOUBLES
SEASON --> --
CAREER --> --
STREAK --> --
DOUBLE-FIGURE SCORING
SEASON --> 13
CAREER --> 13
STREAK --> 2
20+ POINT GAMES
SEASON --> 3
CAREER --> 3
STREAK --> --
3+ 3-PT FG GAMES
SEASON --> 11
CAREER --> 11
STREAK --> 2



#14 - SANOGO

DOUBLE-DOUBLES
SEASON --> --
CAREER --> --
STREAK --> --
DOUBLE-FIGURE SCORING
SEASON --> --
CAREER --> 3
STREAK --> --
10+ REBOUND GAMES
SEASON --> 3
CAREER --> 7
STREAK --> --



#20 - RODRIGUEZ

DOUBLE-DOUBLES
SEASON --> 2
CAREER --> 5
STREAK --> --
DOUBLE-FIGURE SCORING
SEASON --> 29
CAREER --> 52
STREAK --> 6
20+ POINT GAMES
SEASON --> 9
CAREER --> 11
STREAK --> --
10+ REBOUND GAMES
SEASON --> 3
CAREER --> 8
STREAK --> --



#30 - JONES

DOUBLE-FIGURE SCORING
SEASON --> 5
CAREER --> 12
STREAK --> --
5+ ASSIST GAMES
SEASON --> 6
CAREER --> 15
STREAK --> --



#31 - DELGADO

DOUBLE-DOUBLES
SEASON --> 26
CAREER --> 49
STREAK --> --
DOUBLE-FIGURE SCORING
SEASON --> 27
CAREER --> 60
STREAK --> --
20+ POINT GAMES
SEASON --> 7
CAREER --> 7
STREAK --> --
10+ REBOUND GAMES
SEASON --> 27
CAREER --> 61
STREAK --> --



#4- GORDON

DOUBLE-FIGURE MINUTES
SEASON --> 2
CAREER --> 2
STREAK --> --
DOUBLE-FIGURE SCORING
SEASON --> --
CAREER --> --
STREAK --> --
5+ REBOUND GAMES
SEASON --> 1
CAREER --> 1
STREAK --> --

## SETON HALL'S RECORD...

Overall .....	21-11
BIG EAST .....	10-8
At home.....	12-2
On the road.....	4-6
At neutral sites.....	5-3
After a win.....	13-8
After a loss .....	7-3
In overtime .....	2-1
vs. ranked opponents.....	3-5
Games decided by 1-3 points .....	7-3
Games decided by 4-5 points .....	0-2
Games decided by 6-10 points .....	5-2
Games decided by 11-20 points .....	5-2
Games decided by 20+ points .....	4-2
Leading at the half.....	13-3
Trailing at the half.....	7-7
Tied at the half.....	1-1
SHU has more field goals .....	17-4
Opponent has more field goals.....	3-7
Field goals are tied.....	1-0
SHU shoots 40% or better .....	18-7
SHU shoots under 40% .....	3-4
SHU out-shoots opponent .....	16-0
Opponent shoots 40% or better.....	13-10
Opponent shoots under 40%.....	8-1
SHU out-rebounds opponent .....	17-8
Opponent out-rebounds SHU .....	3-3
Rebounds are tied .....	1-0
SHU has more FT attempts .....	15-2
Opponent has more FT attempts.....	6-7
FT attempts are tied .....	0-2
SHU 3FG% is 40% or better .....	9-2
SHU 3FG% is under 40% .....	12-9
SHU commits more turnovers .....	11-9
Opponent commits more turnovers.....	10-1
Turnovers are tied .....	0-1
SHU scores 100+ points .....	0-0
SHU scores 90-99 points .....	4-0
SHU scores 80-89 points .....	7-1
SHU scores 70-79 points .....	4-5
SHU scores 60-69 points .....	6-1
SHU scores 50-59 points .....	0-3
SHU scores under 50 points .....	0-1
Opponent scores 100+ points.....	0-0
Opponent scores 90-99 points .....	0-1
Opponent scores 80-89 points .....	2-3
Opponent scores 70-79 points .....	7-3
Opponent scores 60-69 points .....	7-3
Opponent scores 50-59 points .....	5-1
Opponent scores under 50 points.....	0-0
In white jerseys ("Pirate Pride").....	6-0
In silver jerseys ("Skyline Silver").....	0-1
In blue jerseys ("Boardwalk Blue").....	1-3
In blue throwback jerseys ("Glory Days") .....	6-5
In white throwback jerseys ("Glory Days") .....	8-2
On Monday .....	1-1
On Tuesday.....	2-0
On Wednesday.....	4-4
On Thursday.....	3-1
On Friday .....	3-1
On Saturday .....	5-3
On Sunday.....	3-1
In November .....	4-2
In December .....	6-1
In January.....	3-4
In February.....	6-3
In March .....	2-1



## SHU ALL-TIME LEADERBOARD

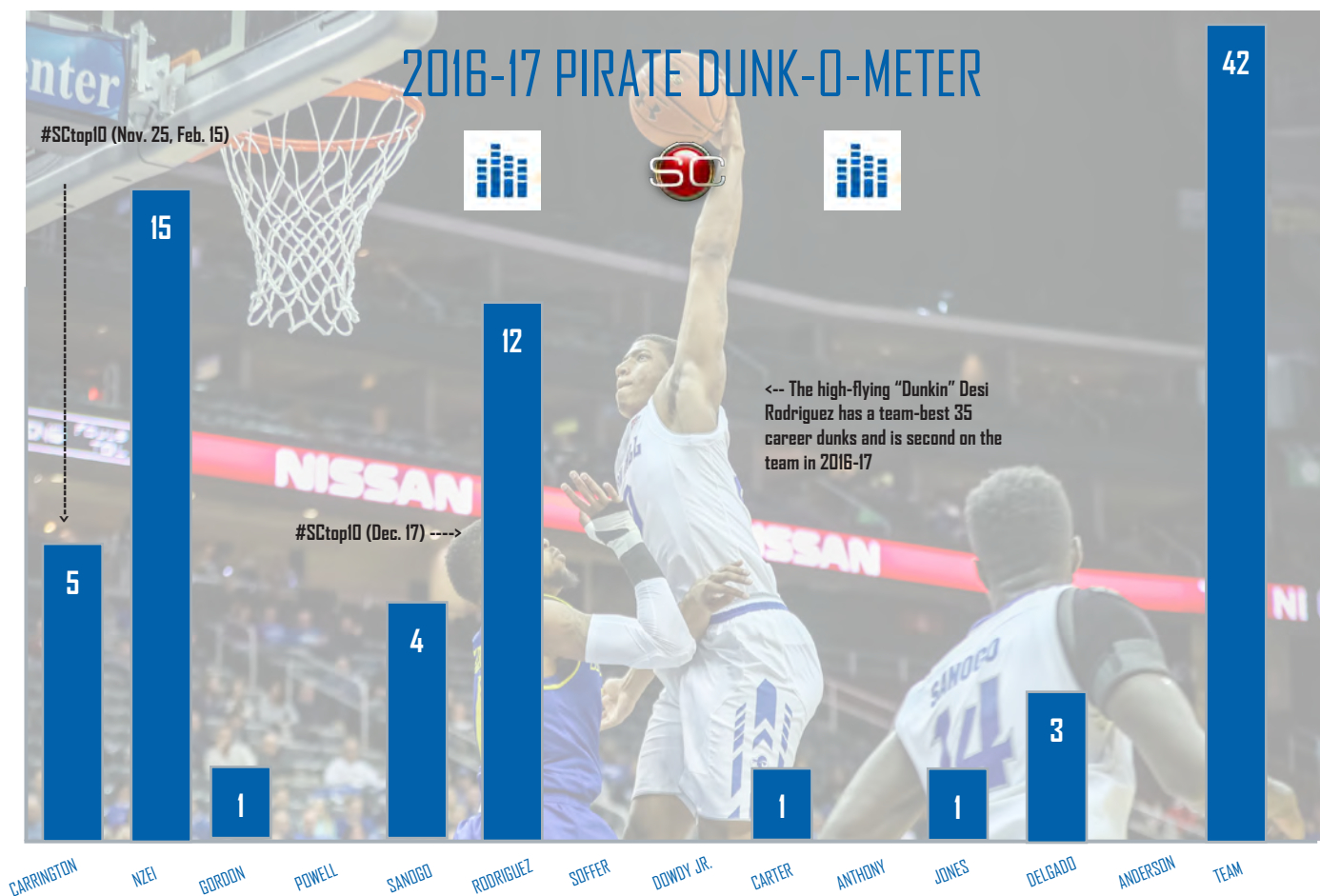
### Scoring

1. Terry Dehere (1989-93) - 2,494
25. Jordan Theodore (2008-12) - 1,371
26. Brian Laing (2004-08) - 1,313
- 27. Khadeen Carrington (2014-present) - 1,293**
28. Rimas Kaukenas (1996-00) - 1,292
29. Donnell Williams (1994-98) - 1,289
30. John Ramsay (1972-75) - 1,236
31. Richie Regan (1950-53) - 1,167
32. Jamar Nutter (2004-08) - 1,165
33. Herb Pope (2009-12) - 1,161
34. Richie Dec (1962-65) - 1,123
- 35. Angel Delgado (2014-present) - 1,117**
- 36. Desi Rodriguez (2014-present) - 1,105**
37. Jerry Walker (1990-93) - 1,075
38. Danny Hurley (1991-96) - 1,070
39. Anthony Avent (1988-91) - 1,067
40. Howard McNeil (1978-82) - 1,057
41. Daryl Walker (1985-89) - 1,022
42. Ramon Ramos (1985-89) - 1,017
43. Frank "Pep" Saul (1942-43, 1946-49) - 1,011
44. Ty Shine (1999-02) - 986
45. Randy Duffin (1974-78) - 978
46. Martin Salley (1963-66) - 947
47. Charles Mitchel (1963-66) - 944
48. Ed Petrie (1953-56) - 943
49. Tony Cuccolo (1963-66) - 921
50. Al Senavitis (1959-62) - 904
51. Tom Flaherty (1972-76) - 895
52. Sterling Gibbs (2013-15) - 894

53. Brandon Mobley (2011-15) - 890
- Bryan Caver (1990-94) - 890
55. Isaiah Whitehead (2014-16) - 883

### Rebounding

1. Walter Dukes (1950-53) - 1,697
2. Glenn Mosley (1973-77) - 1,263
3. Ken House (1969-72) - 1,149
- 4. Angel Delgado (2014-present) - 1,040**
5. Nick Werkman (1961-64) - 1,036
6. Herb Pope (2009-12) - 922
7. Mark Bryant (1984-88) - 912
8. Richie Dec (1962-65) - 830
9. Adrian Griffin (1992-96) - 803
10. Kelly Whitney (2002-06) - 763





# THE LAST TIME THAT HAPPENED...

## A PIRATE SCORED 30+ POINTS

41, Khadeen Carrington vs. Creighton  
2/15/17

## A PIRATE SCORED 40 + POINTS

41, Khadeen Carrington vs. Creighton  
2/15/17

## A PIRATE SCORED 50+ POINTS

52, Nick Werkman vs. Scranton 1/29/64

## A PIRATE GRABBED 15+ REBOUNDS

16, Angel Delgado vs. Marquette 3/9/17

## THE HALL HAD TWO 15+ REBOUNDERS

16, Angel Delgado vs. Rutgers 12/23/16  
16, Ismael Sanogo vs. Rutgers 12/23/16

## A PIRATE GRABBED 20+ REBOUNDS

22, Angel Delgado vs. Butler 1/25/17

## A PIRATE TOTALED 20+ REBOUNDS, 20+ POINTS

Angel Delgado (21 pts, 20 rebs)  
vs. St. John's 1/21/17

## A PIRATE RECORDED 10+ ASSISTS

10, Madison Jones vs. Fairleigh Dickinson  
(11/11/16)

## A PIRATE RECORDED 5+ STEALS

5, Madison Jones at Xavier (2/1/17)

## A PIRATE RECORDED 5+ BLOCKS

5, Brandon Mobley vs. Butler 1/29/14

## A PIRATE RECORDED 10+ BLOCKS

10, Eddie Griffin vs. Norfolk State 12/4/00

## A PIRATE RECORDED A DOUBLE- DOUBLE

Angel Delgado (12 pts, 16 reb) vs. Marquette  
3/9/17

## TWO PIRATES RECORDED A DOUBLE-DOUBLE

Angel Delgado (13pts, 10 rebs),  
Michael Nzei (11 pts, 12 rebs) at St. John's 2/11/17

## A PIRATE RECORDED A DOUBLE-DOUBLE (PTS/ AST)

Isaiah Whitehead (26 pts, 10 ast) vs. Butler  
2/10/16

## A PIRATE RECORDED A TRIPLE- DOUBLE

Eddie Griffin (21 pts, 12 reb, 10 blk) vs. Norfolk State  
(12/4/00)

## THE HALL WAS RANKED IN AP TOP- 25

No. 20 (3/14/16)

## THE HALL DEFEATED AN AP TOP-25 TEAM

at No. 13 Butler, 70-64 (3/4/17)

## THE HALL DEFEATED AN AP TOP-25 TEAM

(NON-CONFERENCE)

No. 16 South Carolina, 67-64 (12/12/16)

## THE HALL SCORED 100+ POINTS

104 at UMass (12/11/10)

## THE HALL ALLOWED FEWER THAN 50 POINTS

49 vs. USF (12/22/15)

## THE HALL ALLOWED FEWER THAN 20 POINTS IN A HALF

19, vs. USF (1st half, 12/22/15)

## THE HALL HELD AN OPPONENT UNDER 30% FG

.284 vs. Providence 2/25/16

## THE HALL GRABBED 50+ REBOUNDS

52 vs. Butler 1/25/17

## THE HALL GRABBED 60+ REBOUNDS

62 vs. Iona 12/27/01

## THE HALL COMMITTED FEWER THAN 10 TURNOVERS

9 vs. Georgetown 2/28/17

## THE HALL FORCED 25+ TURNOVERS

27 vs. Maine (11/21/12)

## THE HALL DID NOT MAKE A 3-POINTER

vs. Georgetown, 0-of-13  
(1/25/09, 274 games)

## THE HALL HELD OPPONENT W/O A 3-POINTER

at USF, 0-for-9 (12/18/14)

## THE HALL DID NOT HAVE A DOUBLE-DIGIT SCORER

at Georgia (12/21/14)

## THE HALL HELD OPPONENT W/O DOUBLE-DIGIT SCORER

vs. Saint Peter's (12/13/15)

## THE HALL HAD FIVE PLAYERS IN DOUBLE- FIGURES

vs. Marquette (3/9/17)

## THE HALL HAD SIX PLAYERS IN DOUBLE- FIGURES

vs. Eastern Washington (12/22/13)

## THE HALL HAD TWO 20+ POINT SCORERS

at Butler (Rodriguez (21), Delgado (20), - 3/4/17)

## THE HALL HAD THREE 20+ POINT SCORERS

at Iowa (Powell (26), Rodriguez (25), Carrington  
(20) - 11/17/16)

## THE HALL HAD TWO 30+-POINT SCORERS

vs. VMI (12/12/09)

## THE HALL PLAYED AN OVERTIME GAME

vs. Providence (W, 72-70 OT 2/8/17)

## THE HALL ERASED A 15+ POINT DEFICIT AND WON

15, vs. Providence (2/8/17)

## THE HALL ERASED A 20+ POINT DEFICIT AND WON

23, vs. Robert Morris (11/18/07)

# 2016-17 EBBS AND FLOWS

## SETON HALL HIGHS

Points	41, Khadeen Carrington vs. Creighton 2/15/17
Points Scored/Half	23 (1st half), Desi Rodriguez vs. DePaul 1/7/17
Field Goals	11, Angel Delgado vs. Fairleigh Dickinson 11/11/16
Field Goal Attempts	21, Desi Rodriguez at Marquette 1/11/17
Field Goal Pct. (min. 5 made)	.888 (8-of-9), Angel Delgado vs. DePaul 1/7/17
3-Point Field Goals	7, Myles Powell vs. Columbia 12/1/16
3-Point Field Goal Attempts	12, Myles Powell at Xavier 2/1/17
3-Point Field Goal Pct. (min. 3 att.)	1.000 (4-of-4) Khadeen Carrington vs. Fairleigh Dickinson 11/11/16
Free Throws	18, Khadeen Carrington vs. Creighton 2/15/17
Free Throw Attempts	22, Khadeen Carrington vs. Creighton 2/15/17
Free Throw Pct. (min. 5 made)	1.000 (11-of-11), Khadeen Carrington vs. Marquette 3/9/17
Rebounds	22, Angel Delgado vs. Butler 1/25/17
Offensive Rebounds	13, Angel Delgado at Marquette 1/11/17
Defensive Rebounds	15, Angel Delgado vs. Butler 1/25/17
Assists	10, Madison Jones vs. Fairleigh Dickinson 11/11/16
Turnovers	6, Desi Rodriguez vs. Stanford 11/27/16 6, Khadeen Carrington at Marquette 1/11/17 6, Desi Rodriguez at St. John's 2/11/17
Blocked Shots	3, Ismael Sanogo vs. Central Connecticut 11/13/16 3, Ismael Sanogo vs. Butler 1/25/17
Steals	6, Desi Rodriguez vs. Columbia 12/1/16
Minutes Played	44 Khadeen Carrington vs. Providence 2/8/17

## OPPONENT HIGHS

Points	30, Peter Jok at Iowa 11/17/16
Field Goals	11, Peter Jok at Iowa 11/17/16 11, Darian Anderson vs. Fairleigh Dickinson 11/11/16
Field Goal Attempts	21, Peter Jok at Iowa 11/17/16
3-Point Field Goals	5, Kris Jenkins vs. Villanova 2/18/17
3-Point Field Goal Attempts	10, J.P. Macura vs. Xavier 2/22/17
3-Point Field Goal Pct. (min. 3 att.)	.833 (5-of-6), Kris Jenkins vs. Villanova 2/18/17
Free Throws	13, Anthony Mosley vs. Delaware 12/17/16
Free Throw Attempts	14, Anthony Mosley vs. Delaware 12/17/16
Free Throw Pct. (min. 5 made)	1.000 (7-of-7), Cole Huff at Creighton 12/28/16 1.000 (7-of-7), Markus Howard vs. Marquette 3/9/17
Rebounds	12, Jalen Lindsey vs. Providence 2/11/17 12, Tariq Owens at St. John's 2/11/17
Offensive Rebounds	7, Luke Fischer vs. Marquette 1/1/17 7, Darryl Reynolds 1/16/17
Defensive Rebounds	11, Kelan Martin vs. Butler 1/25/17 11, Jalen Lindsey vs. Providence 2/8/17
Assists	10, Maurice Watson Jr. at Creighton 12/28/16 10, Jalen Brunson vs. Villanova 2/18/17
Turnovers	6, Stephan Jiggets vs. Fairleigh Dickinson 11/11/16 6, Sheriff Drameh vs. Hawaii 12/6/16 6, Rodney Bullock at Providence 1/14/17
Blocked Shots	5, Akay Agau at Georgetown 2/4/17
Steals	6, Jajuan Johnson vs. Marquette 1/1/17

## TEAM HIGHS / LOWS

	SHU HIGH	SHU LOW	OPP HIGH	OPP LOW
Points scored	95 vs. Columbia 12/1/16	52 vs. Stanford 11/27/16	92 vs. Villanova 2/18/17	57 (2x) vs. California 12/7/16
Points scored/half	58 (2nd Half) vs. Fairleigh Dickinson 11/11/16	19 (First half) vs. Butler 1/25/17	52 (2nd half) at DePaul 2/25/17	20 (2x) last vs. Villanova 3/10/17
Victory margin	+31 vs. DePaul 1/7/17	+2 (2x) last vs. Providence (OT) 2/8/17	+30 at Villanova 1/16/17	+2 (2x) last vs. Villanova 3/10/17
Field goals	38 vs. Columbia 12/1/16	16 at Villanova 1/16/17	33 vs. Villanova 2/18/17	18 vs. Rutgers 12/23/16
Field goal attempts	71 at Marquette 1/11/17	50 vs. Stanford 11/27/16	66 (2x) last vs. Creighton 2/15/17	46 at Providence 1/14/17
Field goal percentage	.614 (35-of-57) vs. Fairleigh Dickinson 11/11/16	.286 (18-of-63) vs. Butler 1/25/17	.673 vs. Villanova 2/18/17	.352 (19-of-54) vs. Butler 1/25/17
Single-half FG%	.786 (22-of-28) (2nd Half) vs. Fairleigh Dickinson 11/11/16	.212 (7-of-33) vs. Butler (1st Half) 1/25/17	.750 (18-of-24) vs. Villanova (2nd Half) 2/18/17	.269 (7-of-26) vs. Villanova (2nd Half) 3/10/17
3-point field goals	13 vs. DePaul 1/7/17	2 vs. Stanford 11/27/16	12 vs. Villanova 2/18/17	1 at Georgetown 2/4/17
3-point FG attempts	29 at Xavier 2/1/17	11 (2x) last at St. John's	29 vs. Fairleigh Dickinson 11/11/16	10 vs. Rutgers 12/23/16
3-point FG percentage	.500 (2x) last (9-of-18) at Creighton 12/28/16	.118 (2-of-17) vs. Stanford 11/27/16	.571 (12-of-21) vs. Villanova 2/18/17	.053 (1-of-19) at Georgetown 2/4/17
Free throws	28 vs. Creighton 2/15/17	5 at Providence 1/14/17	24 at Creighton 12/28/16	5 vs. Marquette 1/1/17
Free throw attempts	39 vs. Creighton 2/15/17	8 at Providence 1/14/17	32 at Iowa 11/17/16	6 vs. Marquette 1/1/17
Free throw percentage	.957 (22-of-23) vs. Marquette 3/9/17	.450 (9-of-20) vs. California 12/7/16	.941 (16-of-17) vs. Stanford 11/27/16	.444 (8-of-18) vs. California 12/7/16
Offensive rebounds	27 at Marquette 1/11/17	5 vs. California 12/7/16	16 at Georgetown 2/4/17	4 (4x) last vs. Villanova 2/18/17
Defensive rebounds	34 (2x) last vs. Providence 2/8/17	12 vs. Villanova 2/18/17	35 vs. Butler 1/25/17	17 vs. Central Connecticut 11/13/16
Total rebounds	54 at Marquette 1/11/17	23 vs. Villanova 2/18/17	46 at Iowa 11/17/16	23 vs. Columbia 12/1/16
Rebound margin	+21 at Marquette 1/11/17	-8 at Iowa 11/17/16	+8 at Iowa 11/17/16	-21 at Marquette 1/11/17
Personal fouls	26 vs. Florida 11/24/16	10 (2x) last vs. Georgetown 2/8/17	28 vs. Rutgers 12/23/16	10 vs. Villanova 3/10/17
DQ's	2 (2x) last vs. Stanford 11/27/16	0 (2x) last vs. Villanova 3/10/17	3 vs. Florida 11/24/16	0 (2x) last vs. Villanova 3/10/17
Assists	21 (2x) last vs. DePaul 1/7/17	5 vs. Stanford 11/27/16	20 at Marquette 1/11/17	4 vs. DePaul 1/7/17
Turnovers	23 vs. Stanford 11/27/16	7 at Xavier 2/1/17	19 vs. Rutgers 12/23/16	8 at St. John's 2/11/17
Blocked Shots	7 Central Connecticut 11/13/16	0 (2x) last at Creighton 12/28/16	9 at St. John's 2/11/17	0 (2x) last vs. Columbia 12/1/16
Steals	10 (4x) last at DePaul 2/25/17	3 vs. Providence 2/8/17	13 (3x) last vs. Marquette 1/1/17	1 vs. Central Connecticut 11/13/16
Double-figure scorers	5 (3x) last vs. Marquette 3/9/17	1 (2x) last at Villanova 1/16/17	5 at Creighton 12/28/16	1 vs. DePaul 1/7/17

## NATIONAL POLLS

### AP Top-25 Poll

(March 13 - Postseason Week 1)

Rank	School	Record	Points
1	Villanova (59)	31-3	1,619
2	Gonzaga (6)	32-1	1,520
3	Kansas	28-4	1,479
4	Arizona	30-4	1,427
5	Kentucky	29-5	1,276
6	North Carolina	27-7	1,256
7	Duke	27-8	1,251
8	UCLA	29-4	1,208
9	Oregon	29-5	1,196
10	Louisville	24-8	983
11	SMU	30-4	953
12	Baylor	25-7	861
13	West Virginia	26-8	844
14	Notre Dame	25-9	684
15	Purdue	25-7	654
16	Florida State	25-8	570
17	Iowa State	23-10	562
18	Cincinnati	29-5	522
19	Wichita State	30-4	438
20	Florida	24-8	390
21	Butler	23-8	361
22	Saint Mary's	28-4	305
23	Michigan	24-11	254
24	Virginia	22-10	240
25	Wisconsin	25-9	153

Others receiving votes: Middle Tennessee 37, Minnesota 20, Rhode Island 13, Creighton 11, Oklahoma State 8, Iowa 8, Nevada 5, Princeton 5, Vermont 4, Virginia Tech 3, Seton Hall 2, VCU 1, Arkansas 1, Northwestern 1

### USA Today/Coaches Top-25 Poll

(March 13 - Postseason Week 1)

Rank	School	Record	Points
1	Villanova (27)	31-3	747
2	Gonzaga (1)	32-1	691
3	Kansas (2)	28-4	687
4	Arizona	30-4	655
5	Kentucky	29-5	586
6	UCLA	29-4	575
7	Duke	27-8	567
8	North Carolina	27-7	564
9	Oregon	29-5	538
10	Louisville	24-8	459
11	Baylor	25-7	400
12	West Virginia	26-8	390
13	SMU	30-4	362
14	Notre Dame	25-9	356
15	Purdue	25-7	297
16	Cincinnati	29-5	282
17	Florida	24-8	245
18	Florida State	25-8	219
19	Wichita State	30-4	198
20	Iowa State	23-10	185
21	Saint Mary's	28-4	166
22	Wisconsin	25-9	159
23	Virginia	22-10	116
24	Butler	23-8	104
25	Middle Tennessee	30-4	59

Others receiving votes: Michigan 56, Minnesota 14, Northwestern 13, Vermont 12, Creighton 11, Oklahoma State 9, Xavier 9, UNC Wilmington 5, Maryland 4, California 4, USC 3, Dayton 1, South Carolina 1, Arkansas 1

## HALL EXTRAS

### UNDER ARMOUR UNIFORM COMBINATIONS



"BOARDWALK BLUE" | "PIRATE PRIDE" | "SKYLINE SILVER" | "GLORY DAYS BLUE" | "GLORY DAYS WHITE"

### WELCOME ABOARD >> Pirates Welcome Myles Cale

Highly touted Class of 2017 basketball prospect Myles Cale (Middletown, Del.) has signed a National Letter of Intent to attend Seton Hall University and play basketball for the Pirates beginning in 2017-18. Cale is a consensus four-star, top 100 recruit in this year's class: ESPN.com ranks him No. 63 overall, No. 2 in the state of Delaware and No. 17 among the nations shooting guards; 247Sports ranks him No. 73 overall, No. 1 in the state and No. 16 among shooting guards; and Rivals.com ranks him No. 65 overall. Cale currently attends Appoquinimink High School in his hometown, where he was a first-team All-State and first-team All-Conference performer for the Jaguars in 2016, averaging 26.4 points, 9.3 rebounds, 2.9 assists and 3.4 steals.

Willard on Powell: "We are very excited to welcome Myles and his family into the Seton Hall basketball family," Willard said. "Myles is a very gifted athlete who knows how to score the basketball, and the sky is the limit for him. He will have an opportunity to come to Seton Hall, get stronger in the weight room, receive individual instruction from our coaching staff, develop on the defensive end and become a star in the BIG EAST Conference."

## BIG EAST LOOK-IN

### 16-17 STANDINGS

	BIG EAST			OVERALL		
	W	L	PCT	W	L	PCT
<b>Villanova</b>	<b>15</b>	<b>3</b>	<b>0.833</b>	<b>31</b>	<b>3</b>	<b>0.912</b>
<b>Butler</b>	<b>12</b>	<b>6</b>	<b>0.667</b>	<b>23</b>	<b>8</b>	<b>0.742</b>
<b>Providence</b>	<b>10</b>	<b>8</b>	<b>0.556</b>	<b>20</b>	<b>12</b>	<b>0.625</b>
<b>Marquette</b>	<b>10</b>	<b>8</b>	<b>0.556</b>	<b>19</b>	<b>12</b>	<b>0.613</b>
<b>SETON HALL</b>	<b>10</b>	<b>8</b>	<b>0.556</b>	<b>21</b>	<b>11</b>	<b>0.656</b>
<b>Creighton</b>	<b>10</b>	<b>8</b>	<b>0.556</b>	<b>25</b>	<b>9</b>	<b>0.735</b>
<b>Xavier</b>	<b>9</b>	<b>9</b>	<b>0.500</b>	<b>21</b>	<b>13</b>	<b>0.618</b>
<b>St. John's</b>	<b>7</b>	<b>11</b>	<b>0.389</b>	<b>14</b>	<b>19</b>	<b>0.424</b>
<b>Georgetown</b>	<b>5</b>	<b>13</b>	<b>0.278</b>	<b>14</b>	<b>18</b>	<b>0.438</b>
<b>DePaul</b>	<b>2</b>	<b>16</b>	<b>0.111</b>	<b>9</b>	<b>23</b>	<b>0.281</b>

### 16-17 AWARDS

#### KHADEEN CARRINGTON - Jr. - G

Preseason All-BIG EAST Second Team  
BIG EAST Weekly Honor Roll (Nov. 14)  
BIG EAST Player of the Week (Feb. 20)  
NCAA.com All-Week Team (Feb. 20)  
MET Writers Player of the Week (Feb. 21)  
2nd Team All-BIG EAST

#### DESI RODRIGUEZ - Jr. - F

BIG EAST Player of the Week (Jan. 9)  
BIG EAST Weekly Honor Roll (Nov. 21, Jan. 16)

#### MYLES POWELL - Fr. - G

BIG EAST Weekly Freshman of the Week (Nov. 21)

#### ANGEL DELGADO - Jr. - F

Preseason All-BIG EAST Second Team  
BIG EAST Weekly Honor Roll (Dec. 12, Dec. 19, Dec. 26, Jan. 2, Jan. 9, Jan. 23, Feb. 6, Feb. 13, Feb. 20, Feb. 27)  
MET Writers Player of the Week (Dec. 20, Feb. 7, Feb. 28)  
NCAA.com All-Week Team (Feb. 27)  
BIG EAST Player of the Week (March 5)  
1st Team All-BIG EAST  
All-BIG EAST Tournament Team  
Kareem Abdul-Jabbar Award Finalist  
USBWA All-District II

# GARDEN STATE SUPREMACY

## INTRA-STATE

## DOMINANCE

Seton Hall is one of eight current NCAA Division I men's basketball programs in N.J. and throughout their illustrious history; the Pirates have positioned themselves as the undisputed kings of the Garden State.

**SETON HALL VS. RUTGERS**  
SHU LEADS 39-29 OVERALL (.573)  
SHU LEADS 31-17 AS BIG EAST MEMBER (.645, +10.8 AVG MARGIN OF VICTORY)

**SETON HALL VS. FDU**  
SHU LEADS 18-4 OVERALL (.818)  
SHU LEADS 8-2 AS BIG EAST MEMBER (.800, +13.7 AVG MARGIN OF VICTORY)

**SETON HALL VS. SAINT PETER'S**  
SHU LEADS 63-24 OVERALL (.724)  
SHU LEADS 30-5 AS BIG EAST MEMBER (.857, +14.7 AVG MARGIN OF VICTORY)

**SETON HALL VS. NJIT**  
SHU LEADS 5-0 OVERALL (1.000)  
ALL AS BIG EAST MEMBER (+23.6 AVG MARGIN OF VICTORY)

**SETON HALL VS. PRINCETON**  
SHU LEADS 10-3 OVERALL (.769)  
SHU LEADS 8-1 AS BIG EAST MEMBER (.889, +12.6 AVG MARGIN OF VICTORY)

**SETON HALL VS. MONMOUTH**  
SHU LEADS 11-0 OVERALL (1.000)  
ALL AS BIG EAST MEMBER (+17.9 AVG MARGIN OF VICTORY)

**SETON HALL VS. RIDER**  
SHU LEADS 14-0 OVERALL (1.000)  
SHU LEADS 4-0 AS BIG EAST MEMBER (1.000, +17.0 AVG MARGIN OF VICTORY)

**SETON HALL VS. NEW JERSEY**  
SHU LEADS 160-60 OVERALL (.727)  
SHU LEADS 97-25 AS BIG EAST MEMBER (.795, +14.1 AVG MARGIN OF VICTORY)

## GARDEN STATE HARDWOOD CLASSIC

Conceived as a way to accentuate the colorful rivalry between the two most high-profile teams in the state, the Garden State Hardwood Classic and its associated trophy debuted in 2014-15; adding yet more meaning to the annual matchup between Seton Hall and Rutgers. The inception of the Garden State Hardwood Classic has seen Seton Hall rewrite the rivalry record books with two consecutive wins by margins in excess of 20 points. On December 5th, 2015, Angel Delgado earned Joe Calabrese MVP honors as SHU raced to an 84-55 win that kept the custom-made trophy in South Orange and marked the largest victory in the history of the series. Delgado again earned MVP honors with a 19-point, 16-rebound performance in this season's 72-61 victory on Dec. 23.

The Pirates hosted the inaugural installment on December 6th, 2014 at the Prudential Center, overwhelming the Scarlet Knights in an 81-54 victory; ensuring that the trophy would reside in South Orange for the next year. Isaiah Whitehead tallied 23 points to earn Joe Calabrese MVP honors in the first-ever classic. Eighteen of the previous 21 meetings between the teams had been decided by six points or fewer or in overtime.

Since joining the BIG EAST, Seton Hall is now 31-17 against RU and holds a 39-29 all-time advantage over its Big Ten rival to the south.

## RIVALRY QUICK FACTS

- First meeting was on February 4, 1916
- Teams have played in every season since 1994-95
- Schools separated by approximate 27-mile drive
- 18 of last 22 meetings decided by six points or fewer or in overtime
- Garden State Hardwood Classic was announced and trophy was unveiled at joint press conference held at the Skylark Diner in Edison, N.J. - a local landmark
- The custom-made hardware that was handcrafted from wood salvaged from the Asbury Park boardwalk in the aftermath of Hurricane Sandy and features the names of the winners engraved on the back
- Trophy stands 32 inches high and weighs 33 pounds
- Current eight-year agreement between the two teams runs through 2020



# Head Coach KEVIN WILLARD

Pittsburgh '97 • Seventh season at The Hall (128-101, .559) • Ninth Season overall (173-150, .536)

## THE WILLARD FILE

### WILLARD, KEVIN

- Education**
  - Bachelor of Arts at University of Pittsburgh '97
- Coaching Experience**
  - Head Coach: Seton Hall University, 2010-present
    - Led 2015-16 BIG EAST Tournament Champions
    - Led 2015-16 team to first NCAA Tournament appearance since 2006
    - Led 2011-12 team to NIT berth
    - Led 2014-15 team to Paradise Jam championship, Garden State Hardwood Classic championship and two wins over Associated Press top 15 teams
  - Head Coach: Iona College, 2007-10
    - Led 2008-10 team to 21 victories, completing one of the greatest turnarounds in college basketball history; Iona was 2-28 in season prior to Willard's arrival
- Associate Head Coach: University of Louisville, 2005-07**
  - Helped guide the 2006-07 team to the NCAA Tournament
- Assistant Coach: University of Louisville, 2001-05**
  - Helped guide the team to two Conference USA championships and three straight NCAA appearances including a run to the Final Four in 2005
- Coaching Associate: Boston Celtics, 1997-01**
- Collegiate Playing Career**
  - Three-year letterwinner, University of Pittsburgh (1994-97)
    - Member of BIG EAST All-Academic team
  - One-year letterwinner, Western Kentucky Univ. (1993-94)

## AGAINST 2016-17 OPPONENTS

>> Farleigh Dickinson.....	2-1	>> Marquette.....	6-9
>> Central Connecticut.....	1-0	>> DePaul.....	8-4
>> Iowa.....	1-0	>> Providence.....	8-7 @
>> Florida.....	0-1	>> Villanova.....	4-10
>> Quinnipiac.....	1-0	>> St. John's.....	6-5
>> Stanford.....	0-1	>> Butler.....	2-7
>> Columbia.....	1-0	>> Xavier.....	6-4
>> Hawaii.....	1-0	>> Georgetown.....	6-4
>> California.....	1-0	>> Arkansas.....	0-1
>> South Carolina.....	1-0	* 1-0 with SHU	
>> Delaware.....	2-0 *	\$ 4-4 with SHU	
>> Rutgers.....	6-5	@ 6-7 with SHU	
>> Creighton.....	6-4 \$		



**Kevin Willard** is in his seventh season at the helm of the Seton Hall men's basketball program, and with a keen eye for recruiting, an emphasis in individual instruction and a dedication to academic success, he and his coaching staff have built the Pirates into winners on the court and in classroom.

In 2016-17, he has coached The Hall to its second consecutive NCAA Tournament appearance, a feat the school has not accomplished since a string of four straight NCAA berths from 1991-94. In addition, he has led the Pirates to back-to-back 20-win seasons for the first time since 1992-93 and back-to-back winning BIG EAST records for the first time since 2003-04.

Willard has mentored 10 All-BIG EAST selections and three BIG EAST All-Rookies, and this includes 2014 BIG EAST Defensive Player of the Year Fuquan Edwin, 2015 BIG EAST Rookie of the Year and 2017 unanimous All-BIG EAST selection Angel Delgado and 2016 unanimous All-BIG EAST first team selection Isaiah Whitehead. Making a huge emphasis on effort in the classroom, Willard's student-athletes have also combined for 29 BIG EAST All-Academic team selections, and the program has boasted a perfect single-year academic progress rate in four of the five NCAA reports since he became head coach.

Willard has proven to be a strong evaluator and recruiter of talent, as he brought in a consensus top-15 national recruiting class in 2014, led by Whitehead, the program's first McDonald's All-American since 2001 and just the fifth all-time. He also has been able to retain Metropolitan New York's top talent with four of the team's 10 scholarship student-athletes hailing from either New York City or New Jersey.

In 2016-17, Willard's student-athletes built upon previous success to enjoy a strong non-conference season that included wins over Iowa, California and a nationally-ranked South Carolina squad. After a bumpy start to BIG EAST play that was a byproduct of a difficult schedule, the Pirates regrouped to post an incredible February and March, finishing the conference slate with seven wins in their final nine tries to earn a tie for third place in the BIG EAST, which ultimately earned seven NCAA Tournament bids. Plus, for the third time in the last four seasons, Willard guided The Hall to at least a spot in the BIG EAST Tournament semifinals.

With four top-50 RPI wins, nine against the top 100, three victories over nationally ranked opponents and only one loss outside the top 100, coupled with the team's strong finish, Seton Hall's resume made for an easy at-large selection into the NCAA Tournament.

One of the biggest reasons The Hall returned to the NCAA Tournament is because of its defensive identity. The Pirates ranked in the top half of the BIG EAST in scoring defense, field goal percentage defense and steals while leading the conference in rebounding margin. Rebounding was Seton Hall's strong suit, as the Pirates out-rebounded opponents in 25 of 32 games. The team's offensive rebounding was also off the charts, averaging 13.1 offensive boards per game that were converted into points 57 percent of the time.

After losing Whitehead to the NBA's Brooklyn Nets at the end of the 2015-16 season, Willard needed his student-athletes to improve their game, and no one did more than Delgado, who developed into arguably the best center in the nation. The 6-10 Dominican Republic native had an incredible summer working out, and it translated into leading the nation in rebounding, offensive rebounding and double-doubles. He set new BIG EAST single-season rebounding records, and he became just the fifth Pirate in school history to reach 1,000 career points and rebounds. Delgado is now a finalist for the Kareem Abdul-Jabbar Award, given to the nation's top center.

Khadeen Carrington also took a major step forward in 2016-17, becoming the team's leading scorer, and Desi Rodriguez also upped his game, becoming an even better three-point threat while also maintaining his status as one of the toughest student-athletes to guard when driving to the lane. Freshman Myles Powell became one of the top sixth men in the league with his shooting prowess, including some big three-pointers that on the road that helped the Pirates defeat Iowa and Butler.

- 2016 BIG EAST Co-Coach of the Year
- 2016 Peter A. Carlesimo Met Writers Coach of the Year
- Guided the Pirates to the 2016 BIG EAST Championship and an NCAA Tournament appearance
- His program currently has a cumulative GPA over 3.0 (through Spring 2016)
- Nine of his student-athletes were named to the BIG EAST All-Academic team in 2016 for achieving a 3.0 GPA or higher
- In his six years, the program has garnered 29 BIG EAST All-Academic team selections
- The program has boasted a perfect 1000 Academic Progress Rate in four of the five NCAA reports since he became head coach
- Has mentored student-athletes winning major BIG EAST awards including:
  - 2014 BIG EAST Defensive Player of the Year Fuquan Edwin
  - 2015 BIG EAST Rookie of the Year Angel Delgado
  - 2016 BIG EAST Tournament Most Outstanding Player Isaiah Whitehead
- Has shown ability to recruit four and five star student-athletes, including from the Metro New York/New Jersey area
- Has developed student-athletes into stars and professional basketball players, including Whitehead, who was selected in the 2016 NBA Draft and now plays for the Brooklyn Nets

## NUMERICAL ROSTER

No.	Name	Cl.	Pos.	Ht.	Wt.	Hometown (Previous School)
0	Khadeen Carrington	Jr.	G	6-4	195	Brooklyn, N.Y. (Bishop Loughlin)
1	Michael Nzei	So.	F	6-8	205	Makurdi, Nigeria (Our Savior New American - N.Y.)
4	Eron Gordon	Fr.	G	6-3	190	Indianapolis, Ind. (North Central)
13	Myles Powell	Fr.	G	6-2	205	Trenton, N.J. (Trenton Catholic)
14	Ismael Sanogo	Jr.	G/F	6-8	215	Newark, N.J. (East Side)
20	Desi Rodriguez	Jr.	F	6-6	215	Bronx, N.Y. (Abraham Lincoln)
21	Dalton Soffer	So	G	6-6	195	San Diego, Calif. (Poway)
22	Michael Dowdy Jr.	Sr.	G	6-0	190	Chicago, Ill. (University of Chicago Laboratory)
25	Rashed Anthony	Jr.	F	6-9	235	Orangeburg, S.C. (Flora Macdonald Academy)
30	Madison Jones	Sr.	G	6-2	160	Raleigh, N.C. (Wake Forest)
31	Angel Delgado	Jr.	F	6-10	240	Bajos De Haina, Dominican Republic (Patrick School - N.J.)
35	Manny Anderson	Fr.	G	6-4	190	Franklin, N.J. (Worcester Academy)

## ALPHABETICAL ROSTER

No.	Name	Cl.	Pos.	Ht.	Wt.	Hometown (Previous School)
35	Manny Anderson	Fr.	G	6-4	190	Franklin, N.J. (Worcester Academy)
25	Rashed Anthony	Jr.	F	6-9	235	Orangeburg, S.C. (Flora Macdonald Academy)
0	Khadeen Carrington	Jr.	G	6-4	195	Brooklyn, N.Y. (Bishop Loughlin)
31	Angel Delgado	Jr.	F	6-10	240	Bajos De Haina, Dominican Republic (Patrick School - N.J.)
22	Michael Dowdy Jr.	Sr.	G	6-0	190	Chicago, Ill. (University of Chicago Laboratory)
4	Eron Gordon	Fr.	G	6-3	190	Indianapolis, Ind. (North Central)
30	Madison Jones	Sr.	G	6-2	160	Raleigh, N.C. (Wake Forest)
1	Michael Nzei	So.	F	6-8	205	Makurdi, Nigeria (Our Savior New American - N.Y.)
13	Myles Powell	Fr.	G	6-2	205	Trenton, N.J. (Trenton Catholic)
20	Desi Rodriguez	Jr.	F	6-6	215	Bronx, N.Y. (Abraham Lincoln)
14	Ismael Sanogo	Jr.	G/F	6-8	215	Newark, N.J. (East Side)
21	Dalton Soffer	So	G	6-6	195	San Diego, Calif. (Poway)

Head Coach: Kevin Willard (Pittsburgh '97), Seventh Season

Associate Head Coach: Shaheen Holloway (Seton Hall '00)

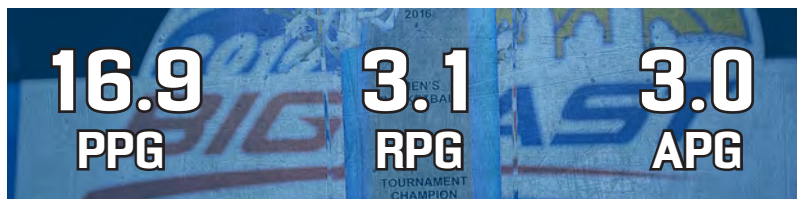
Assistant Coaches: Fred Hill (Montclair State '81), Grant Billmeier (Seton Hall '07)

Director of Basketball Operations: Kyle Smyth (Iona '12)

Coordinator of Basketball Operations: Kevin Lynch (Seton Hall '14)

## PRONUNCIATION GUIDE

Rashed Anthony	.....ra-SHEED
Angel Delgado	.....AIN-gel
Eron Gordon	.....AARON
Michael Nzei	.....EN-zee
Desi Rodriguez	.....DEZ-ee
Ismael Sanogo	.....ISH-male suh-NO-go
Dalton Soffer	.....SO-fer



**JUNIOR • GUARD • 6-4 • 195 LBS • BROOKLYN, N.Y. • BISHOP LOUGHLIN HIGH SCHOOL**

**2017 ALL-BIG EAST second team • 2016-17 Preseason All-BIG EAST second team • 2016 BIG EAST Championship All-Tournament team  
• 2016 All-Met Writers second team • 2016 BIG EAST All-Academic team**

>> 6th in BIG EAST in scoring, 13th in assists & tied for 11th in steals (1.2)  
>> In BE games only, 10th in scoring (15.6) & 5th in assists (3.7) & assist/turnover ratio (1.69)

>> 27th all-time in scoring at Seton Hall  
>> BIG EAST & Met Writers Player of the Week on Feb. 20 after 41-point performance in win over No. 20 Creighton  
>> 41-point game is the highest in the BIG EAST this year

>> Has scored 20+ points 11 times this season

#### MILESTONE TRACKER

To 1300 Pts .....7 To 450 FGM .....16  
To 300 Reb .....6 To 250 AST .....14

## CAREER STATISTICS

### 3-POINT

### REBOUNDS

YEAR	GP	GS	MIN	AVG	FG	FGA	PCT	FG	FGA	PCT	FT	FTA	PCT	OFF	DEF	TOT	AVG	PF	FO	AST	TO	BLK	STL	PTS	AVG
14-15	31	8	776	25.0	90	235	.383	17	60	.283	76	101	.752	27	62	89	2.9	75	2	57	50	6	24	273	8.8
15-16	34	31	1051	30.9	163	390	.418	56	167	.335	97	129	.752	15	92	107	3.1	60	0	84	68	4	40	479	14.1
16-17	32	31	1063	33.2	181	429	.422	60	159	.377	119	162	.735	18	80	98	3.1	61	4	95	71	10	37	541	16.9
TOTAL	97	70	2890	29.8	434	1054	.412	133	386	.345	292	392	.745	60	234	294	3.0	196	6	236	189	20	101	1293	13.3

## 2016-17 SEASON HIGHLIGHTS

- TIED HIS CAREER HIGH IN SCORING (27) AND THREE-POINTERS (5) MADE IN SEASON OPENING WIN OVER FAIRLEIGH DICKINSON
- SCORED A CAREER-HIGH 28 POINTS IN DEFEAT TO FLORIDA
- MADE A SEASON-BEST 9 OF 10 FROM FREE THROW LINE AS PART OF 21-POINT NIGHT IN WIN OVER NO. 16 SOUTH CAROLINA
- SCORED 14 OF 20 POINTS IN 2ND HALF, HELPING PIRATES COME BACK AND BEAT RUTGERS TO WIN GARDEN STATE HARDWOOD CLASSIC
- SCORED 1,000TH CAREER POINT AS PART OF 27-PT GAME AT CREIGHTON
- DROPPED 21 POINTS ON 8-OF-14 SHOOTING ON PROVIDENCE; ALSO HAD 7 REBOUNDS AND 5 ASSISTS
- EPIC NIGHT VS. CREIGHTON - 41 POINTS, 18-FOR-22 FROM FT LINE, UNREAL STEAL AND DUNK IN FINAL SECONDS TO MAKE #SCTOP10
- SCORED 11 PTS DURING 23-7 RUN TO HELP BEAT NO. 13 BUTLER



### SEASON HIGHS

**PTS:** 41 - vs. Creighton 2/15/17  
**REB:** 7, 2x - last vs. Providence 2/8/17  
**AST:** 8 - vs. St. John's 1/22/17  
**FGM:** 10, 2x - last vs. Creighton 2/15/17  
**FGA:** 18, 3x - last at Marquette 1/11/17  
**3FGM:** 5 - vs. Fairleigh Dickinson 11/11/16  
**3FGA:** 8, 2x - last at Xavier 2/1/17  
**FTM:** 18 - vs. Creighton 2/15/17  
**FTA:** 22 - vs. Creighton 2/15/17  
**BLK:** 1, 10x - last vs. Marquette 3/9/17  
**STL:** 4 - vs. Creighton 2/15/17  
**TO:** 6 - at Marquette 1/11/17  
**MIN:** 44 - vs. Providence 2/8/17



### CAREER HIGHS

**PTS:** 41 - vs. Creighton 2/15/17  
**REB:** 10 - at Marquette 12/30/15  
**AST:** 8 - vs. St. John's 1/22/17  
**FGM:** 10, 3x - last vs. Creighton 2/15/17  
**FGA:** 18, 3x - last vs. Marquette 1/11/17  
**3FGM:** 5, 2x - last vs. FDU 11/11/16  
**3FGA:** 9, 3x - last vs. Creighton 3/10/16  
**FTM:** 18 - vs. Creighton 2/15/17  
**FTA:** 22 - vs. Creighton 2/15/17  
**BLK:** 1, 20x - last vs. Marquette 3/9/17  
**STL:** 4, 3x - last vs. Creighton 2/15/17  
**TO:** 6, 2x - last at Marquette 1/11/17  
**MIN:** 44 - vs. Providence 2/8/17

## CARRINGTON GAME-BY-GAME

OPPONENT	DATE	GS	MIN	FG	PCT	3FG	PCT	FT	PCT	OFF	DEF	REB	PF	AST	TO	BLK	STL	PTS	AVG
FDU	11/11/16	*	33	9-14	.643	5-6	.833	4-7	.571	0	4	4	0	2	1	0	1	27	27.0
CCSU	11/13/16	*	24	6-8	.750	4-4	1.000	2-2	1.000	0	2	2	3	4	0	0	0	18	22.5
at Iowa	11/17/16	*	37	9-18	.500	1-5	.200	1-6	.167	0	4	4	2	3	3	0	1	20	21.7
vs. Florida	11/24/16	*	34	10-16	.625	2-4	.500	6-9	.667	1	2	3	5	1	2	0	0	28	23.3
vs. Quinnipiac	11/25/16	*	35	7-16	.438	1-3	.333	2-2	1.000	0	1	1	0	3	3	1	1	17	22.0
vs. Stanford	11/27/16	*	35	9-16	.563	2-5	.400	0-0	.000	0	4	4	2	1	4	1	1	20	21.7
COLUMBIA	12/01/16	*	31	8-11	.727	1-2	.500	0-1	.000	0	2	2	2	2	2	0	2	17	21.0
vs. Hawaii	12/06/16	*	34	7-12	.583	3-4	.750	2-4	.500	0	3	3	3	2	5	1	3	19	20.8
vs. California	12/07/16	*	35	5-17	.294	2-5	.400	2-5	.400	0	1	1	0	4	1	0	2	14	20.0
vs. S. Carolina	12/12/16	*	35	5-18	.278	2-6	.333	9-10	.900	1	0	1	2	2	5	1	1	21	20.1
DELAWARE	12/17/16	*	35	4-12	.333	2-6	.333	0-0	.000	1	1	2	1	4	3	0	0	10	19.2
RUTGERS	12/23/16	*	35	5-15	.333	3-6	.500	7-8	.875	0	2	2	2	0	1	0	0	20	19.3
at Creighton*	12/28/16	*	33	8-11	.727	3-5	.600	8-13	.615	0	3	3	2	3	3	0	1	27	19.8
MARQUETTE*	01/01/17	*	32	4-13	.308	0-4	.000	4-6	.667	3	4	7	0	5	4	0	2	12	19.3
DEPAUL*	01/07/17	*	20	3-8	.375	2-5	.400	2-5	.400	1	1	2	0	4	3	0	3	10	18.7
at Marquette*	01/11/17	*	36	8-18	.444	3-8	.375	3-4	.750	1	4	5	5	1	6	1	0	22	18.9
at Providence*	01/14/17	*	36	6-14	.429	1-5	.200	0-1	.000	1	1	2	2	5	0	1	2	13	18.5
at Villanova*	01/16/17	*	22	1-8	.125	1-6	.167	3-4	.750	1	1	2	3	3	2	0	2	6	17.8
ST. JOHN'S*	01/22/17	*	34	3-12	.250	2-5	.400	2-3	.667	0	4	4	0	8	2	1	1	10	17.4
BUTLER*	01/25/17	*	33	4-17	.235	0-7	.000	4-4	1.000	1	2	3	5	0	1	0	0	12	17.2
at Xavier*	02/01/17	*	21	3-13	.231	0-8	.000	0-0	.000	0	2	2	3	2	1	0	0	6	16.6
at Georgetown*	02/04/17	*	34	5-11	.455	1-2	.500	5-7	.714	1	0	1	5	3	3	1	0	16	16.6
PROVIDENCE*	02/08/17	*	44	8-14	.571	3-4	.750	2-2	1.000	0	7	7	1	5	2	0	0	21	16.8
at St. John's*	02/11/17	*	36	5-16	.313	1-5	.200	3-5	.600	1	4	5	1	2	0	0	1	14	16.7
CREIGHTON*	02/15/17	*	38	10-15	.667	3-5	.600	18-22	.818	0	5	5	1	7	1	0	4	41	17.6
VILLANOVA*	02/18/17	*	34	7-16	.438	3-8	.375	5-6	.833	0	2	2	2	2	2	0	1	22	17.8
XAVIER*	02/22/17	*	31	1-9	.111	1-3	.333	2-2	1.000	2	3	5	1	5	1	0	1	5	17.3
at DePaul*	02/25/17	*	35	6-12	.500	2-7	.286	4-4	1.000	0	2	2	3	6	2	1	2	18	17.4
GEORGETOWN*	02/28/17	*	36	3-12	.250	0-3	.000	2-2	1.000	2	0	2	2	3	3	0	3	8	17.0
at Butler*	03/04/17	*	40	5-13	.385	2-4	.500	5-6	.833	0	3	3	1	2	3	0	0	17	17.0
vs. Marquette	03/09/17	*	33	3-11	.273	2-3	.667	11-11	1.000	0	2	2	2	0	0	1	1	19	17.1
vs. Villanova	03/10/17	*	32	4-13	.308	2-6	.333	1-1	1.000	1	4	5	0	1	2	0	1	11	16.9
vs. Arkansas	03/17/17																		



**SOPHOMORE • FORWARD • 6-8 • 205 LBS • MAKURDI, NIGERIA • OUR SAVIOR NEW AMERICAN (N.Y.)**

**2016 BIG EAST All-Academic team • 2015 BIG EAST All-Academic team**

>> 20th in the nation in 2-point field goal pct (.675)

>> Outstanding ping-pong player in his spare time

>> Grabbing 10.7% of all available offensive rebounds this season

#### MILESTONE TRACKER

To 300 Pts.....45

To 150 FGM.....48

To 300 Reb.....81

To 100 FTM.....49

## CAREER STATISTICS

### 3-POINT

### REBOUNDS

YEAR	GP	GS	MIN	AVG	FG	FGA	PCT	FG	FGA	PCT	FT	FTA	PCT	OFF	DEF	TOT	AVG	PF	FO	AST	TO	BLK	STL	PTS	AVG
14-15																									
15-16	34	3	458	13.5	50	79	.633	0	0	.000	18	37	.486	51	50	101	3.0	59	0	6	22	19	6	118	3.5
16-17	32	13	575	18.0	52	77	.675	0	0	.000	33	57	.579	56	62	118	3.7	78	1	6	28	17	12	137	4.3
TOTAL	66	16	1033	15.7	102	156	.654	0	0	.000	51	94	.543	107	112	219	3.3	137	1	12	51	36	18	255	3.9

## 2016-17 SEASON HIGHLIGHTS

- MADE BOTH OF HIS FIELD GOAL ATTEMPTS VS. FDU, IMPROVING HIS CAREER SHOOTING PERCENTAGE TO 64.2
- BROKE OUT TO THE TUNE OF A CAREER-HIGH 19 POINTS AND 12 REBOUNDS IN A WIN OVER QUINNIPAC
- HAD NINE POINTS, EIGHT REBOUNDS IN SECOND START OF SEASON VS. STANFORD
- SCORED 10 POINTS IN ONLY 10 MINUTES OF ACTION IN WIN OVER ST. JOHN'S
- HAD SIX POINTS AND EIGHT REBOUNDS IN FOURTH START OF THE SEASON - AN OVERTIME WIN OVER PROVIDENCE
- SCORED 11 POINTS AND MATCHED CAREER HIGH WITH 12 REBOUNDS AT ST. JOHN'S
- SOLID BIG EAST QUARTERFINAL VS. MARQUETTE WITH 8 PTS, 5 REBS



### SEASON HIGHS

**PTS:** 19 - vs. Quinnipiac 11/25/16  
**REB:** 12, 2x - last at St. John's 2/11/17  
**AST:** 2 - at Xavier 2/1/17  
**FGM:** 7 - vs. Quinnipiac 11/25/16  
**FGA:** 9 - vs. Quinnipiac 11/25/16  
**FTM:** 5, 2x - last at St. John's 2/11/17  
**FTA:** 6, 3x - last at St. John's 2/11/17  
**BLK:** 2, 2x - last vs. Hawaii 12/6/16  
**STL:** 3 - vs. Georgetown 2/28/17  
**TO:** 2, 7x - last vs. Xavier 2/22/17  
**MIN:** 37 - vs. Quinnipiac 11/25/16



### CAREER HIGHS

**PTS:** 19 - vs. Quinnipiac 11/25/16  
**REB:** 12, 3x - last at St. John's 2/11/17  
**AST:** 2, 2x - last at Xavier 2/1/17  
**FGM:** 7 - vs. Quinnipiac 11/25/16  
**FGA:** 9 - vs. Quinnipiac 11/25/16  
**FTM:** 5, 2x - last at St. John's 2/11/17  
**FTA:** 6, 4x - last at St. John's 2/11/17  
**BLK:** 2, 4x - last vs. Hawaii 12/6/16  
**STL:** 3 - vs. Georgetown 2/28/17  
**TO:** 3 - vs. Xavier 2/28/16  
**MIN:** 37 - vs. Quinnipiac 11/25/16

## NZEI GAME-BY-GAME

OPPONENT	DATE	GS	MIN	FG	PCT	3FG	PCT	FT	PCT	OFF	DEF	REB	PF	AST	TO	BLK	STL	PTS	AVG
FDU	11/11/16		16	2-2	1.000	0-0	.000	1-4	.250	1	3	4	4	0	0	0	0	5	5.0
CCSU	11/13/16		21	0-1	.000	0-0	.000	3-6	.500	1	1	2	3	1	1	1	0	3	4.0
at Iowa	11/17/16		10	0-0	.000	0-0	.000	0-0	.000	1	1	2	4	0	0	1	0	0	2.7
vs. Florida	11/24/16		18	2-2	1.000	0-0	.000	1-4	.250	1	2	3	4	0	0	0	1	5	3.3
vs. Quinnipiac	11/25/16	*	37	7-9	.778	0-0	.000	5-5	1.000	6	6	12	1	0	2	0	0	19	6.4
vs. Stanford	11/27/16	*	30	3-4	.750	0-0	.000	3-6	.500	4	4	8	2	0	2	2	1	9	6.8
COLUMBIA	12/01/16		17	4-5	.800	0-0	.000	1-1	1.000	1	0	1	1	0	2	1	2	9	7.1
vs. Hawaii	12/06/16		21	0-1	.000	0-0	.000	0-0	.000	1	3	4	2	0	1	2	0	0	6.3
vs. California	12/07/16		13	3-4	.750	0-0	.000	0-0	.000	1	0	1	2	0	1	0	0	6	6.2
vs. S. Carolina	12/12/16		14	1-1	1.000	0-0	.000	0-0	.000	1	1	2	2	0	1	0	0	2	5.8
DELAWARE	12/17/16		24	2-5	.400	0-0	.000	1-5	.200	5	1	6	1	0	0	1	0	5	5.7
RUTGERS	12/23/16		11	1-2	.500	0-0	.000	2-3	.667	2	1	3	2	0	1	0	0	4	5.6
at Creighton*	12/28/16		18	0-0	.000	0-0	.000	1-2	.500	0	1	1	2	0	0	0	0	1	5.2
MARQUETTE*	01/01/17		11	3-3	1.000	0-0	.000	0-0	.000	0	0	0	0	0	0	1	1	6	5.3
DEPAUL*	01/07/17		16	1-2	.500	0-0	.000	0-0	.000	2	4	6	2	1	2	0	0	2	5.1
at Marquette*	01/11/17		10	2-2	1.000	0-0	.000	1-2	.500	3	1	4	2	1	0	1	0	5	5.1
at Providence*	01/14/17		11	3-5	.600	0-0	.000	1-1	1.000	2	0	2	3	0	1	1	0	7	5.2
at Villanova*	01/16/17		23	0-3	.000	0-0	.000	0-0	.000	4	3	7	1	0	1	1	0	0	4.9
ST. JOHN'S*	01/22/17		10	3-4	.750	0-0	.000	4-4	1.000	0	2	2	5	0	0	0	0	10	5.2
BUTLER*	01/25/17		10	0-1	.000	0-0	.000	1-2	.500	2	2	4	2	0	1	1	0	1	5.0
at Xavier*	02/01/17		24	0-0	.000	0-0	.000	1-2	.500	0	4	4	4	2	2	1	0	1	4.8
at Georgetown*	02/04/17	*	16	1-1	1.000	0-0	.000	0-0	.000	1	3	4	4	0	0	0	0	2	4.6
PROVIDENCE*	02/08/17	*	34	3-3	1.000	0-0	.000	0-0	.000	2	6	8	3	0	2	1	0	6	4.7
at St. John's*	02/11/17	*	25	3-5	.600	0-0	.000	5-6	.833	6	6	12	2	0	0	0	0	11	5.0
CREIGHTON*	02/15/17	*	10	0-0	.000	0-0	.000	0-0	.000	0	1	1	2	0	1	0	1	0	4.8
VILLANOVA*	02/18/17	*	16	0-0	.000	0-0	.000	0-0	.000	0	0	0	1	1	1	0	1	0	4.6
XAVIER*	02/22/17	*	8	1-1	1.000	0-0	.000	0-0	.000	0	0	0	2	0	2	0	0	2	4.5
at DePaul*	02/25/17	*	20	1-1	1.000	0-0	.000	2-2	1.000	0	2	2	2	0	1	0	0	4	4.5
GEORGETOWN*	02/28/17	*	30	1-2	.500	0-0	.000	0-2	.000	6	0	6	3	0	1	1	3	2	4.4
at Butler*	03/04/17	*	19	1-2	.500	0-0	.000	0-0	.000	0	0	0	4	0	0	0	1	2	4.3
vs. Marquette	03/09/17	*	27	4-6	.667	0-0	.000	0-0	.000	2	3	5	2	0	1	0	0	8	4.4
vs. Villanova	03/10/17	*	5	0-1	.000	0-0	.000	0-0	.000	1	1	2	4	0	1	1	1	0	4.3
vs. Arkansas	03/17/17																		



**FRESHMAN • GUARD • 6-3 • 190 LBS • INDIANAPOLIS, IND. • NORTH CENTRAL/CATHEDRAL**

>> Shooting guard with an excellent scoring touch and strong defense

>> Finalist for 2016 Mr. Indiana Basketball

>> Brother Eric is a nine-year veteran of the NBA & plays for the Houston Rockets

## CAREER STATISTICS

CAREER STATISTICS								3-POINT				REBOUNDS													
YEAR	GP	GS	MIN	AVG	FG	FGA	PCT	FG	FGA	PCT	FT	FTA	PCT	OFF	DEF	TOT	AVG	PF	FO	AST	TO	BLK	STL	PTS	AVG
16-17	18	0	73	4.1	10	26	.385	1	11	.091	2	2	1.000	5	10	15	0.8	13	0	6	5	0	3	23	1.3
TOTAL	18	0	73	4.1	10	26	.385	1	11	.091	2	2	1.000	5	10	15	0.8	13	0	6	5	0	3	23	1.3

## 2016-17 SEASON HIGHLIGHTS

- MADE COLLEGIATE DEBUT VS. FDU & HAD A STEAL AND ASSIST
- SCORED FIRST CAREER POINTS AS PART OF SIX-POINT DAY IN WIN OVER CENTRAL CONNECTICUT
- HAD SIX POINTS & FIVE REBOUNDS IN WIN OVER DEPAUL
- CONNECTED ON FIRST CAREER THREE-POINTER AT VILLANOVA



### SEASON HIGHS

**PTS:** 6, 2x - last vs. DePaul 1/7/17  
**REB:** 5 - vs. DePaul 1/7/17  
**AST:** 2 - vs. DePaul 1/7/17  
**FGM:** 3 - vs. DePaul 1/7/17  
**FGA:** 7 - vs. DePaul 1/7/17  
**3FGM:** 1 - at Villanova 1/16/17  
**3FGA:** 3 - vs. DePaul 1/7/17  
**FTM:** 2 - vs. Central Connecticut 11/13/16  
**FTA:** 2 - vs. Central Connecticut 11/13/16  
**BLK:**  
**STL:** 1, 3x - last at Villanova 1/16/17  
**TO:** 2 - vs. DePaul 1/7/17  
**MIN:** 12 - vs. DePaul 1/7/17



### CAREER HIGHS

**PTS:** 6, 2x - last vs. DePaul 1/7/17  
**REB:** 5 - vs. DePaul 1/7/17  
**AST:** 2 - vs. DePaul 1/7/17  
**FGM:** 3 - vs. DePaul 1/7/17  
**FGA:** 7 - vs. DePaul 1/7/17  
**3FGM:** 1 - at Villanova 1/16/17  
**3FGA:** 3 - vs. DePaul 1/7/17  
**FTM:** 2 - vs. Central Connecticut 11/13/16  
**FTA:** 2 - vs. Central Connecticut 11/13/16  
**BLK:**  
**STL:** 1, 3x - last at Villanova 1/16/17  
**TO:** 2 - vs. DePaul 1/7/17  
**MIN:** 12 - vs. DePaul 1/7/17

## GORDON GAME-BY-GAME

OPPONENT	DATE	GS	MIN	FG	PCT	3FG	PCT	FT	PCT	OFF	DEF	REB	PF	AST	TO	BLK	STL	PTS	AVG
FDU	11/11/16		1	0-0	.000	0-0	.000	0-0	.000	0	0	0	0	1	0	0	1	0	0.0
CCSU	11/13/16		11	2-5	.400	0-2	.000	2-2	1.000	2	1	3	1	1	0	0	1	6	3.0
at Iowa	11/17/16		8	0-1	.000	0-1	.000	0-0	.000	0	0	0	1	0	1	0	0	0	2.0
vs. Florida	11/24/16									DNP									
vs. Quinnipiac	11/25/16		6	0-1	.000	0-1	.000	0-0	.000	0	1	1	0	0	0	0	0	0	1.5
vs. Stanford	11/27/16		4	0-1	.000	0-1	.000	0-0	.000	0	0	0	2	0	1	0	0	0	1.2
COLUMBIA	12/01/16		4	2-3	.667	0-0	.000	0-0	.000	1	2	3	1	0	0	0	0	4	1.7
vs. Hawaii	12/06/16		0+	0-1	.000	0-0	.000	0-0	.000	0	0	0	0	0	0	0	0	0	1.4
vs. California	12/07/16									DNP									
vs. S. Carolina	12/12/16									DNP									
DELAWARE	12/17/16		6	1-2	.500	0-0	.000	0-0	.000	0	1	1	1	1	0	0	0	2	1.5
RUTGERS	12/23/16									DNP									
at Creighton*	12/28/16									DNP									
MARQUETTE*	01/01/17									DNP									
DEPAUL*	01/07/17		12	3-7	.429	0-3	.000	0-0	.000	1	4	5	2	2	2	0	0	6	2.0
at Marquette*	01/11/17		2	0-0	.000	0-0	.000	0-0	.000	0	0	0	0	0	0	0	0	0	1.8
at Providence*	01/14/17									DNP									
at Villanova*	01/16/17		7	2-4	.500	1-2	.500	0-0	.000	1	0	1	0	0	0	0	1	5	2.1
ST. JOHN'S*	01/22/17		1	0-0	.000	0-0	.000	0-0	.000	0	0	0	1	0	0	0	0	0	1.9
BUTLER*	01/25/17		0+	0-0	.000	0-0	.000	0-0	.000	0	0	0	0	0	0	0	0	0	1.8
at Xavier*	02/01/17		1	0-1	.000	0-1	.000	0-0	.000	0	0	0	0	0	0	0	0	0	1.6
at Georgetown*	02/04/17		0+	0-0	.000	0-0	.000	0-0	.000	0	0	0	1	0	0	0	0	0	1.5
PROVIDENCE*	02/08/17									DNP									
at St. John's*	02/11/17		4	0-0	.000	0-0	.000	0-0	.000	0	1	1	2	1	1	0	0	0	1.4
CREIGHTON*	02/15/17									DNP									
VILLANOVA*	02/18/17		2	0-0	.000	0-0	.000	0-0	.000	0	0	0	0	0	0	0	0	0	1.4
XAVIER*	02/22/17									DNP									
at DePaul*	02/25/17									DNP									
GEORGETOWN*	02/28/17									DNP									
at Butler*	03/04/17		4	0-0	.000	0-0	.000	0-0	.000	0	0	0	1	0	0	0	0	0	1.3
vs. Marquette	03/09/17									DNP									
vs. Villanova	03/10/17									DNP									
vs. Arkansas	03/17/17																		



**FRESHMAN • GUARD • 6-2 • 205 LBS • TRENTON, N.J. • TRENTON CATHOLIC**

>> 5th among BIG EAST rookies in scoring  
 >> 11th in the BIG EAST in 3-pointers made per game (2.1)  
 >> BIG EAST Rookie of the Week on Nov. 21

>> Tied for second-most single-game 3s in a BIG EAST conference game this season (6 at Xavier)  
 >> Lost 45 lbs while training at SHU during the summer

#### MILESTONE TRACKER

To 400 Pts.....57  
 To 100 Reb.....28  
 To 200 FGM.....86  
 To 100 3FGM...34

## CAREER STATISTICS

CAREER STATISTICS								3-POINT					REBOUNDS												
YEAR	GP	GS	MIN	AVG	FG	FGA	PCT	FG	FGA	PCT	FT	FTA	PCT	OFF	DEF	TOT	AVG	PF	FO	AST	TO	BLK	STL	PTS	AVG
16-17	32	2	761	23.8	114	292	.390	66	200	.330	49	60	.817	19	53	72	2.3	65	0	27	32	6	28	343	10.7
TOTAL	32	2	761	23.8	114	292	.390	66	200	.330	49	60	.817	19	53	72	2.3	65	0	27	32	6	28	343	10.7

## 2016-17 SEASON HIGHLIGHTS

- KNOCKED DOWN 50 PERCENT OF HIS SHOTS AND SCORED 13 POINTS IN WIN OVER CENTRAL CONNECTICUT
- BROKE OUT AT IOWA - CAREER-HIGH 26 POINTS ON 9-OF-14 SHOOTING AND CONNECTED ON FIVE THREE-POINTERS
- WENT OFF AGAINST COLUMBIA, KNOCKING DOWN 7 3-POINTERS, THE MOST OF ANY BIG EAST PLAYER SO FAR THIS SEASON
- DELIVERED 19 POINTS ON 7-OF-12 SHOOTING IN WIN OVER ST. JOHN'S
- WENT OFF AT XAVIER, TYING A CAREER HIGH WITH 26 POINTS WHILE MAKING 6 OF 12 THREE-POINT ATTEMPTS
- HIT GAME-WINNING SHOT WITH 7.9 SECONDS LEFT IN OVERTIME TO LIFT PIRATES TO WIN OVER PROVIDENCE
- DRILLED SIX THREE-POINTERS IN A PAIR OF BIG EAST CHAMPIONSHIP GAMES, AVERAGING 14.0 POINTS FOR THE TOURNAMENT



### SEASON HIGHS

**PTS:** 26, 2x - last at Xavier 2/1/17  
**REB:** 7 - vs. South Carolina 12/12/16  
**AST:** 3 - vs. Columbia 12/1/16  
**FGM:** 10 - at Xavier 2/1/17  
**FGA:** 16 - at Xavier 2/1/17  
**3FGM:** 7 - vs. Columbia 12/1/16  
**3FGA:** 12 - at Xavier 2/1/17  
**FTM:** 7 - vs. Quinnipiac 11/25/16  
**FTA:** 7 - vs. Quinnipiac 11/25/16  
**BLK:** 1, 6x - last at Butler 3/4/17  
**STL:** 4 - at DePaul 2/25/17  
**TO:** 3 - vs. Delaware 12/17/16  
**MIN:** 34 - vs. Providence 2/8/17



### CAREER HIGHS

**PTS:** 26, 2x - last at Xavier 2/1/17  
**REB:** 7 - vs. South Carolina 12/12/16  
**AST:** 3 - vs. Columbia 12/1/16  
**FGM:** 10 - at Xavier 2/1/17  
**FGA:** 16 - at Xavier 2/1/17  
**3FGM:** 7 - vs. Columbia 12/1/16  
**3FGA:** 12 - at Xavier 2/1/17  
**FTM:** 7 - vs. Quinnipiac 11/25/16  
**FTA:** 7 - vs. Quinnipiac 11/25/16  
**BLK:** 1, 6x - last at Butler 3/4/17  
**STL:** 4 - at DePaul 2/25/17  
**TO:** 3 - vs. Delaware 12/17/16  
**MIN:** 34 - vs. Providence 2/8/17

## POWELL GAME-BY-GAME

OPPONENT	DATE	GS	MIN	FG	PCT	3FG	PCT	FT	PCT	OFF	DEF	REB	PF	AST	TO	BLK	STL	PTS	AVG
FDU	11/11/16		20	2-7	.286	1-5	.200	2-2	1.000	0	1	1	0	2	1	0	0	7	7.0
CCSU	11/13/16		21	5-10	.500	3-8	.375	0-0	.000	0	2	2	2	1	1	0	0	13	10.0
at Iowa	11/17/16		28	9-14	.643	5-7	.714	3-3	1.000	1	0	1	2	0	2	1	2	26	15.3
vs. Florida	11/24/16		29	5-15	.333	3-8	.375	3-4	.750	1	4	5	1	1	0	1	1	16	15.5
vs. Quinnipiac	11/25/16		16	2-3	.667	1-2	.500	7-7	1.000	0	0	0	1	2	2	0	0	12	14.8
vs. Stanford	11/27/16		20	1-8	.125	0-6	.000	3-3	1.000	1	3	4	1	0	1	0	1	5	13.2
COLUMBIA	12/01/16		30	7-11	.636	7-10	.700	0-1	.000	0	1	1	0	3	1	0	0	21	14.3
vs. Hawaii	12/06/16	*	27	2-8	.250	2-6	.333	1-2	.500	1	1	2	1	0	1	0	3	7	13.4
vs. California	12/07/16		10	3-6	.500	0-1	.000	0-0	.000	0	0	0	4	0	0	0	0	6	12.6
vs. S. Carolina	12/12/16		29	4-12	.333	1-6	.167	2-3	.667	1	6	7	4	0	1	0	3	11	12.4
DELAWARE	12/17/16		23	3-8	.375	2-5	.400	0-0	.000	1	2	3	4	1	3	1	1	8	12.0
RUTGERS	12/23/16		22	2-8	.250	1-5	.200	0-0	.000	0	0	0	1	0	1	0	1	5	11.4
at Creighton*	12/28/16		21	2-8	.250	0-3	.000	0-0	.000	2	2	4	3	1	1	0	0	4	10.8
MARQUETTE*	01/01/17		16	2-3	.667	1-2	.500	0-0	.000	0	2	2	3	0	2	0	1	5	10.4
DEPAUL*	01/07/17		16	4-9	.444	4-9	.444	1-1	1.000	0	1	1	1	0	2	0	2	13	10.6
at Marquette*	01/11/17		15	2-10	.200	2-8	.250	2-2	1.000	1	1	2	4	0	0	0	1	8	10.4
at Providence*	01/14/17		19	1-7	.143	0-6	.000	0-0	.000	4	1	5	1	2	2	0	0	2	9.9
at Villanova*	01/16/17		24	2-12	.167	1-9	.111	2-2	1.000	0	4	4	1	1	0	0	1	7	9.8
ST. JOHN'S*	01/22/17		21	7-12	.583	3-8	.375	2-2	1.000	1	0	1	2	0	1	0	0	19	10.3
BUTLER*	01/25/17		20	3-9	.333	2-8	.250	1-2	.500	0	1	1	2	1	1	0	0	9	10.2
at Xavier*	02/01/17		28	10-16	.625	6-12	.500	0-1	.000	1	3	4	3	2	0	0	1	26	11.0
at Georgetown*	02/04/17		31	2-6	.333	1-4	.250	1-1	1.000	0	2	2	2	1	0	0	1	6	10.7
PROVIDENCE*	02/08/17		34	5-14	.357	2-7	.286	2-2	1.000	1	2	3	2	0	1	1	0	14	10.9
at St. John's*	02/11/17		28	3-7	.429	3-5	.600	4-6	.667	3	1	4	4	1	1	1	1	13	11.0
CREIGHTON*	02/15/17		21	1-4	.250	1-3	.333	3-3	1.000	0	1	1	1	1	1	0	0	6	10.8
VILLANOVA*	02/18/17		31	3-11	.273	1-9	.111	1-2	.500	0	0	0	2	1	0	0	2	8	10.7
XAVIER*	02/22/17		25	3-5	.600	2-4	.500	0-0	.000	0	0	0	2	1	1	0	0	8	10.6
at DePaul*	02/25/17		27	5-9	.556	3-7	.429	2-3	.667	0	1	1	3	2	2	0	4	15	10.7
GEORGETOWN*	02/28/17		25	3-12	.250	0-8	.000	1-2	.500	0	3	3	1	2	1	0	1	7	10.6
at Butler*	03/04/17		31	3-8	.375	2-7	.286	0-0	.000	0	2	2	3	0	2	1	1	8	10.5
vs. Marquette	03/09/17		23	4-10	.400	3-6	.500	6-6	1.000	0	4	4	2	1	0	0	0	17	10.7
vs. Villanova	03/10/17		30	4-10	.400	3-6	.500	0-0	.000	0	2	2	2	0	0	0	0	11	10.7
vs. Arkansas	03/17/17																		



**JUNIOR • FORWARD • 6-8 • 215 LBS • NEWARK, N.J. • EAST SIDE HIGH SCHOOL**

### 2016 BIG EAST Championship All-Tournament team

>> One of the best defenders in the BIG EAST  
>> 11th in the BIG EAST in rebounding & 15th in blocked shots (0.7)

>> In 2015-16, was only player in BIG EAST top 12 in rebounding (6th), steals (7th) and blocks (11th - 1.1)

#### MILESTONE TRACKER

To 300 Pts.....43  
To 500 Reb.....91  
To 100 FGM.....4  
To 100 AST.....34

### CAREER STATISTICS

CAREER STATISTICS										3-POINT					REBOUNDS										
YEAR	GP	GS	MIN	AVG	FG	FGA	PCT	FG	FGA	PCT	FT	FTA	PCT	OFF	DEF	TOT	AVG	PF	FO	AST	TO	BLK	STL	PTS	AVG
14-15	18	1	96	5.3	3	12	.250	0	2	.000	3	9	.333	7	11	18	1.0	17	1	1	5	8	4	9	0.5
15-16	33	31	922	27.9	61	122	.500	0	1	.000	42	73	.575	90	148	238	7.2	106	6	44	39	35	46	164	5.0
16-17	27	19	609	22.6	32	72	.444	1	3	.333	19	38	.500	46	107	153	5.7	63	1	21	32	18	25	84	3.1
TOTAL	78	51	1627	20.9	96	206	.466	1	6	.167	64	120	.533	143	266	409	5.2	186	8	66	76	61	75	257	3.3

### 2016-17 SEASON HIGHLIGHTS

- AFTER MISSING TWO GAMES TO INJURY, CAME BACK AND HAD EIGHT REBOUNDS AND FIVE ASSISTS IN WIN OVER COLUMBIA
- CAREER-HIGH 12 REBOUNDS, INCLUDING BIG ONE IN FINAL SECONDS TO HELP PRESERVE WIN OVER NO. 16 SOUTH CAROLINA
- TIED SEASON HIGH WITH SEVEN POINTS & GRABBED EIGHT REBOUNDS IN WIN OVER DELAWARE
- GRABBED A CAREER-HIGH 16 REBOUNDS AND PLAYED CHAMPIONSHIP-LEVEL DEFENSE IN WIN OVER RUTGERS
- SCORED A SEASON-HIGH 8 POINTS, GRABBED 8 REBOUNDS AND MADE KEY STEAL IN FINAL MINUTE OF WIN OVER MARQUETTE
- HIT FIRST CAREER 3-POINTER IN WIN OVER ST. JOHN'S
- MATCHED CAREER HIGH WITH FOUR STEALS AND ADDED THREE BLOCKS VS. BUTLER



#### SEASON HIGHS

**PTS:** 8, 2x - last vs. St. John's 1/22/17  
**REB:** 16 - vs. Rutgers 12/23/16  
**AST:** 5 - vs. Columbia 12/1/16  
**FGM:** 4 - vs. Marquette 1/1/17  
**FGA:** 7 - vs. Marquette 1/1/17  
**FTM:** 2, 5x - last vs. Xavier 2/22/17  
**FTA:** 4, 2x - last vs. Xavier 2/22/17  
**BLK:** 3, 2x - last vs. Butler 1/25/17  
**STL:** 4 - vs. Butler 1/25/17  
**TO:** 4, 2x - last at Marquette 1/11/17  
**MIN:** 34 - at Marquette 1/11/17



#### CAREER HIGHS

**PTS:** 12 - at Creighton 1/30/16  
**REB:** 16 - vs. Rutgers 12/23/16  
**AST:** 5 - vs. Columbia 12/1/16  
**FGM:** 5, 2x - last at Creighton 1/30/16  
**FGA:** 8, 2x - last at Creighton 1/30/16  
**FTM:** 4 - vs. Wagner 11/15/15  
**FTA:** 6, 2x - last vs. Georgetown 2/6/16  
**BLK:** 4 - vs. Long Beach State 11/19/15  
**STL:** 4, 2x - last vs. Butler 1/25/17  
**TO:** 5 - vs. Xavier 3/11/16  
**MIN:** 38, 2x - last vs. Villanova 3/12/16

### SANOGO GAME-BY-GAME

OPPONENT	DATE	GS	MIN	FG	PCT	3FG	PCT	FT	PCT	OFF	DEF	REB	PF	AST	TO	BLK	STL	PTS	AVG
FDU	11/11/16	*	29	3-5	.600	0-1	.000	1-3	.333	1	2	3	2	0	0	0	1	7	7.0
CCSU	11/13/16	*	18	2-3	.667	0-0	.000	2-2	1.000	1	1	2	3	2	3	3	2	6	6.5
at Iowa	11/17/16	*	14	2-4	.500	0-0	.000	0-1	.000	1	2	3	4	0	2	0	1	4	5.7
vs. Florida	11/24/16	*	27	0-2	.000	0-0	.000	2-2	1.000	4	5	9	2	1	0	0	1	2	4.8
vs. Quinnipiac	11/25/16									DNP									
vs. Stanford	11/27/16									DNP									
COLUMBIA	12/01/16	*	29	0-2	.000	0-0	.000	2-3	.667	1	7	8	2	5	0	1	0	2	4.2
vs. Hawaii	12/06/16	*	21	1-4	.250	0-0	.000	0-0	.000	1	4	5	3	1	1	0	0	2	3.8
vs. California	12/07/16	*	27	0-0	.000	0-0	.000	0-0	.000	0	5	5	4	1	3	0	2	0	3.3
vs. S. Carolina	12/12/16	*	29	0-1	.000	0-0	.000	2-2	1.000	4	8	12	1	0	1	1	0	2	3.1
DELAWARE	12/17/16	*	18	3-4	.750	0-0	.000	1-3	.333	1	7	8	4	0	0	1	0	7	3.6
RUTGERS	12/23/16	*	30	1-3	.333	0-0	.000	1-4	.250	7	9	16	3	2	4	2	3	3	3.5
at Creighton*	12/28/16	*	22	0-3	.000	0-0	.000	0-0	.000	2	6	8	5	0	1	0	0	0	3.2
MARQUETTE*	01/01/17	*	29	4-7	.571	0-0	.000	0-1	.000	3	5	8	0	0	1	0	2	8	3.6
DEPAUL*	01/07/17	*	20	0-3	.000	0-0	.000	0-2	.000	2	3	5	0	2	0	1	0	0	3.3
at Marquette*	01/11/17	*	34	2-5	.400	0-0	.000	1-2	.500	3	8	11	3	0	4	1	1	5	3.4
at Providence*	01/14/17	*	29	1-3	.333	0-0	.000	0-0	.000	2	2	4	1	0	1	0	1	2	3.3
at Villanova*	01/16/17	*	21	1-2	.500	0-0	.000	0-0	.000	1	2	3	2	0	1	0	0	2	3.3
ST. JOHN'S*	01/22/17	*	25	3-3	1.000	1-1	1.000	1-2	.500	1	4	5	3	0	1	1	0	8	3.5
BUTLER*	01/25/17	*	32	1-3	.333	0-1	.000	0-0	.000	2	5	7	2	1	0	3	4	2	3.4
at Xavier*	02/01/17	*	13	0-2	.000	0-0	.000	0-0	.000	0	1	1	3	0	1	1	0	0	3.3
at Georgetown*	02/04/17		19	2-3	.667	0-0	.000	1-2	.500	2	1	3	2	1	0	0	0	5	3.4
PROVIDENCE*	02/08/17									DNP									
at St. John's*	02/11/17									DNP									
CREIGHTON*	02/15/17		24	1-1	1.000	0-0	.000	1-2	.500	1	6	7	3	0	1	1	2	3	3.3
VILLANOVA*	02/18/17		20	1-2	.500	0-0	.000	0-1	.000	1	1	2	2	1	2	0	0	2	3.3
XAVIER*	02/22/17		28	0-0	.000	0-0	.000	2-4	.500	0	4	4	4	2	2	1	1	2	3.2
at DePaul*	02/25/17		8	2-2	1.000	0-0	.000	0-0	.000	0	1	1	2	0	1	0	1	4	3.3
GEORGETOWN*	02/28/17		7	0-1	.000	0-0	.000	0-0	.000	1	1	2	0	0	0	0	0	0	3.1
at Butler*	03/04/17									DNP									
vs. Marquette	03/09/17		9	0-0	.000	0-0	.000	2-2	1.000	1	2	3	1	2	0	1	0	2	3.1
vs. Villanova	03/10/17		27	2-4	.500	0-0	.000	0-0	.000	3	5	8	2	0	2	0	3	4	3.1
vs. Arkansas	03/17/17																		



**JUNIOR • FORWARD • 6-6 • 215 LBS • BRONX, N.Y. • ABRAHAM LINCOLN HIGH SCHOOL**

**2016 All-Met Writers third team • 2016 BIG EAST All-Academic team • 2015 Paradise Jam All-Tournament team**

>> 9th in the BIG EAST in scoring, 16th in rebounding  
 >> 4th leading BIG EAST scorer in conference games only (17.3 PPG) as well  
 as 5th in three-pointers made per game (2.4)  
 >> Known as "Dunkin Desi," has 35 career dunks

>> BIG EAST Player of the Week on Jan. 9 after starting DePaul game  
 10-for-10 from field & finishing with 25 points  
 >> Also made BIG EAST Honor Roll on Jan. 16 after averaging 25.0 PPG  
 >> 36th all-time in SHU scoring history

#### MILESTONE TRACKER

To 1200 Pts...95 To 450 FGM.....49  
 To 500 Reb.....26 To 250 FTM.....29

## CAREER STATISTICS

### 3-POINT

### REBOUNDS

YEAR	GP	GS	MIN	AVG	FG	FGA	PCT	FG	FGA	PCT	FT	FTA	PCT	OFF	DEF	TOT	AVG	PF	FO	AST	TO	BLK	STL	PTS	AVG
14-15	31	2	514	16.6	62	139	.446	1	12	.083	50	83	.602	52	87	139	4.5	71	0	14	24	9	25	175	5.6
15-16	34	33	883	26.0	151	300	.503	32	83	.386	87	126	.690	51	120	171	5.0	65	1	47	59	7	54	421	12.4
16-17	32	32	1018	31.8	188	420	.448	49	136	.360	84	128	.656	41	123	164	5.1	80	0	56	67	12	27	509	15.9
<b>TOTAL</b>	<b>97</b>	<b>67</b>	<b>2415</b>	<b>24.9</b>	<b>401</b>	<b>859</b>	<b>.467</b>	<b>82</b>	<b>231</b>	<b>.355</b>	<b>221</b>	<b>337</b>	<b>.656</b>	<b>144</b>	<b>330</b>	<b>474</b>	<b>4.9</b>	<b>216</b>	<b>1</b>	<b>117</b>	<b>150</b>	<b>28</b>	<b>106</b>	<b>1105</b>	<b>11.4</b>

## 2016-17 SEASON HIGHLIGHTS

- SCORED 25 POINTS & GRABBED NINE REBOUNDS IN WIN AT IOWA; HAD AN INCREDIBLE SECOND HALF, MAKING 7 OF 8 FIELD GOAL ATTEMPTS
- HIT GAME-WINNING LAYUP WITH UNDER 15 SECONDS REMAINING TO LIFT PIRATES PAST NO. 16 SOUTH CAROLINA
- POSTERIZED DELAWARE WITH AN INCREDIBLE DUNK THAT WAS FEATURED ON SPORTSCENTER'S TOP 10 PLAYS
- CONNECTED ON FIRST 10 FG ATTEMPTS EN ROUTE TO 25-POINT DAY IN WIN OVER DEPAUL - NAMED BIG EAST PLAYER OF THE WEEK
- DELIVERED CAREER-BEST PERFORMANCE - 30 POINTS ON 10-OF-21 SHOOTING, 9 REBOUNDS AT MARQUETTE
- SCORED 22 POINTS IN BIG WIN OVER XAVIER
- DELIVERED 27 POINTS ON 10-OF-20 SHOOTING IN WIN OVER GEORGETOWN
- SCORED 15 OF 21 POINTS IN THE FIRST HALF IN UPSET WIN AT BUTLER



### SEASON HIGHS

**PTS:** 30 - at Marquette 1/11/17  
**REB:** 12 - at Georgetown 2/4/17  
**AST:** 5 - vs. Fairleigh Dickinson 11/11/16  
**FGM:** 10, 3x - last vs. Georgetown 2/28/17  
**FGA:** 21 - at Marquette 1/11/17  
**3FGM:** 5, 2x - last vs. DePaul 1/7/17  
**3FGA:** 9 - at Marquette 1/11/17  
**FTM:** 7 - vs. Xavier 2/22/17  
**FTA:** 12 - vs. Xavier 2/22/17  
**BLK:** 2, 2x - last at Butler 3/4/17  
**STL:** 6 - vs. Columbia 12/1/16  
**TO:** 6, 2x - last at St. John's 2/11/17  
**MIN:** 39 - at Georgetown 2/4/17



### CAREER HIGHS

**PTS:** 30 - at Marquette 1/11/17  
**REB:** 12, 2x - last at Georgetown 2/4/17  
**AST:** 5 - vs. Fairleigh Dickinson 11/11/16  
**FGM:** 10, 3x - last vs. Georgetown 2/28/17  
**FGA:** 21 - at Marquette 1/11/17  
**3FGM:** 5, 2x - last vs. DePaul 1/7/17  
**3FGA:** 9 - at Marquette 1/11/17  
**FTM:** 7 - at Marquette 12/30/15  
**FTA:** 12 - vs. Xavier 2/22/17  
**BLK:** 2, 3x - last at Butler 3/4/17  
**STL:** 6 - vs. Columbia 12/1/16  
**TO:** 6, 3x - last at St. John's 2/11/17  
**MIN:** 39 - at Georgetown 2/4/17

## RODRIGUEZ GAME-BY-GAME

OPPONENT	DATE	GS	MIN	FG	PCT	3FG	PCT	FT	PCT	OFF	DEF	REB	PF	AST	TO	BLK	STL	PTS	AVG
FDU	11/11/16	*	28	4-8	.500	0-2	.000	4-6	.667	2	8	10	1	5	1	0	1	12	12.0
CCSU	11/13/16	*	22	5-9	.556	0-1	.000	2-2	1.000	1	4	5	2	2	1	1	0	12	12.0
at Iowa	11/17/16	*	33	9-19	.474	2-3	.667	5-10	.500	1	8	9	2	2	0	0	3	25	16.3
vs. Florida	11/24/16	*	29	5-12	.417	0-1	.000	2-2	1.000	3	6	9	4	1	3	0	1	12	15.3
vs. Quinnipiac	11/25/16	*	37	9-17	.529	0-3	.000	5-9	.556	3	8	11	3	1	3	0	3	23	16.8
vs. Stanford	11/27/16	*	29	1-7	.143	0-2	.000	2-2	1.000	0	3	3	4	1	6	0	0	4	14.7
COLUMBIA	12/01/16	*	30	6-15	.400	1-7	.143	4-4	1.000	3	3	6	2	4	2	0	6	17	15.0
vs. Hawaii	12/06/16	*	22	4-7	.571	0-1	.000	3-4	.750	1	4	5	2	2	0	1	4	11	14.5
vs. California	12/07/16	*	31	6-10	.600	1-3	.333	2-5	.400	0	3	3	3	0	2	0	0	15	14.6
vs. S. Carolina	12/12/16	*	29	5-9	.556	0-0	.000	6-8	.750	1	3	4	4	0	3	0	0	16	14.7
DELAWARE	12/17/16	*	28	4-13	.308	2-4	.500	2-4	.500	2	0	2	2	1	1	0	0	12	14.5
RUTGERS	12/23/16	*	25	6-12	.500	0-2	.000	1-2	.500	1	2	3	4	1	3	1	0	13	14.3
at Creighton*	12/28/16	*	34	9-16	.563	5-6	.833	1-3	.333	0	3	3	1	1	3	0	0	24	15.1
MARQUETTE*	01/01/17	*	35	4-10	.400	2-6	.333	2-2	1.000	0	3	3	1	2	2	1	1	12	14.9
DEPAUL*	01/07/17	*	24	10-13	.769	5-7	.714	0-2	.000	1	2	3	1	4	1	1	0	25	15.5
at Marquette*	01/11/17	*	38	10-21	.476	4-9	.444	6-10	.600	3	6	9	4	2	1	0	3	30	16.4
at Providence*	01/14/17	*	36	8-17	.471	4-7	.571	0-0	.000	1	2	3	3	2	3	0	1	20	16.6
at Villanova*	01/16/17	*	29	5-12	.417	3-8	.375	2-3	.667	2	1	3	3	3	2	0	0	15	16.6
ST. JOHN'S*	01/22/17	*	30	4-8	.500	1-3	.333	2-2	1.000	2	6	8	3	1	2	0	0	11	16.3
BUTLER*	01/25/17	*	33	5-17	.294	1-5	.200	1-1	1.000	1	2	3	4	1	3	1	1	12	16.1
at Xavier*	02/01/17	*	37	6-15	.400	2-7	.286	2-5	.400	0	3	3	3	3	1	0	0	16	16.0
at Georgetown*	02/04/17	*	39	4-19	.211	1-4	.250	0-0	.000	6	6	12	2	1	4	0	0	9	15.7
PROVIDENCE*	02/08/17	*	27	1-9	.111	1-5	.200	3-4	.750	0	1	1	3	3	2	0	0	6	15.3
at St. John's*	02/11/17	*	33	6-15	.400	1-1	1.000	4-5	.800	3	5	8	2	0	6	0	1	17	15.4
CREIGHTON*	02/15/17	*	35	6-14	.429	3-5	.600	3-3	1.000	1	2	3	3	1	4	0	0	18	15.5
VILLANOVA*	02/18/17	*	25	3-7	.429	2-5	.400	0-0	.000	0	1	1	3	0	2	0	0	8	15.2
XAVIER*	02/22/17	*	37	7-14	.500	1-6	.167	7-12	.583	1	3	4	3	1	1	2	1	22	15.4
at DePaul*	02/25/17	*	38	8-15	.533	1-6	.167	2-2	1.000	0	5	5	0	4	0	1	0	19	15.6
GEORGETOWN*	02/28/17	*	35	10-20	.500	3-6	.500	4-5	.800	1	3	4	3	1	1	1	1	27	16.0
at Butler*	03/04/17	*	39	6-12	.500	3-6	.500	6-7	.857	0	5	5	0	3	1	2	0	21	16.1
vs. Marquette	03/09/17	*	36	5-14	.357	0-2	.000	1-2	.500	1	6	7	3	2	2	0	0	11	16.0
vs. Villanova	03/10/17	*	35	7-14	.500	0-3	.000	0-2	.000	0	6	6	2	1	1	0	0	14	15.9
vs. Arkansas	03/17/17																		



**SOPHOMORE • GUARD • 6-6 • 195 LBS • SAN DIEGO, CALIF. • POWAY HIGH SCHOOL**

**2016 BIG EAST All-Academic team**

>> *Three-Point specialist*

**MILESTONE TRACKER**

To 100 Pts.....82  
To 100 Reb.....95  
To 100 FGM.....94  
To 100 3FGM.....94

**CAREER STATISTICS**

*3-Point*

*REBOUNDS*

YEAR	GP	GS	MIN	AVG	FG	FGA	PCT	FG	FGA	PCT	FT	FTA	PCT	OFF	DEF	TOT	AVG	PF	FO	AST	TO	BLK	STL	PTS	AVG
15-16	12	0	22	1.8	4	9	.444	4	9	.444	0	0	.000	0	3	3	0.3	2	0	1	0	0	1	12	1.0
16-17	11	0	30	2.7	2	12	.167	2	12	.167	0	0	.000	0	2	2	0.2	2	0	0	1	0	1	6	0.5
<b>TOTAL</b>	<b>23</b>	<b>0</b>	<b>52</b>	<b>2.3</b>	<b>6</b>	<b>21</b>	<b>.286</b>	<b>6</b>	<b>21</b>	<b>.286</b>	<b>0</b>	<b>0</b>	<b>.000</b>	<b>0</b>	<b>5</b>	<b>5</b>	<b>0.2</b>	<b>4</b>	<b>0</b>	<b>1</b>	<b>1</b>	<b>0</b>	<b>2</b>	<b>18</b>	<b>0.8</b>

**2016-17 SEASON HIGHLIGHTS**

• **KNOCKED DOWN A PAIR OF THREE-POINTERS IN SETON HALL'S WIN OVER DEPAUL**



**SEASON HIGHS**

**PTS:** 6 - vs. DePaul 1/7/17  
**REB:** 1, 2x - last vs. DePaul 1/7/17  
**AST:**  
**FGM:** 2 - vs. DePaul 1/7/17  
**FGA:** 4 - vs. DePaul 1/7/17  
**3FGM:** 2 - vs. DePaul 1/7/17  
**3FGA:** 4 - vs. DePaul 1/7/17  
**FTM:**  
**FTA:**  
**BLK:**  
**STL:** 1 - vs. Stanford 11/27/16  
**TO:**  
**MIN:** 10 - vs. DePaul 1/7/17



**CAREER HIGHS**

**PTS:** 6, 3x - last vs. DePaul 1/7/17  
**REB:** 2 - at Rutgers 12/5/15  
**AST:** 1 - vs. Saint Peter's 12/13/15  
**FGM:** 2, 3x - last vs. DePaul 1/7/17  
**FGA:** 4 - vs. DePaul 1/7/17  
**3FGM:** 2, 3x - last vs. DePaul 1/7/17  
**3FGA:** 4 - vs. DePaul 1/7/17  
**FTM:**  
**FTA:**  
**BLK:**  
**STL:** 1, 2x - last vs. Stanford 11/27/16  
**TO:**  
**MIN:** 10 - vs. DePaul 1/7/17

**SOFFER GAME-BY-GAME**

OPPONENT	DATE	GS	MIN	FG	PCT	3FG	PCT	FT	PCT	OFF	DEF	REB	PF	AST	TO	BLK	STL	PTS	AVG
FDU	11/11/16									DNP									
CCSU	11/13/16		4	0-3	.000	0-3	.000	0-0	.000	0	0	0	0	0	1	0	0	0	0.0
at Iowa	11/17/16									DNP									
vs. Florida	11/24/16									DNP									
vs. Quinnipiac	11/25/16		0+	0-0	.000	0-0	.000	0-0	.000	0	0	0	0	0	0	0	0	0	0.0
vs. Stanford	11/27/16		3	0-1	.000	0-1	.000	0-0	.000	0	0	0	0	0	0	0	1	0	0.0
COLUMBIA	12/01/16		4	0-1	.000	0-1	.000	0-0	.000	0	0	0	0	0	0	0	0	0	0.0
vs. Hawaii	12/06/16									DNP									
vs. California	12/07/16									DNP									
vs. S. Carolina	12/12/16									DNP									
DELAWARE	12/17/16		5	0-1	.000	0-1	.000	0-0	.000	0	1	1	0	0	0	0	0	0	0.0
RUTGERS	12/23/16									DNP									
at Creighton*	12/28/16									DNP									
MARQUETTE*	01/01/17									DNP									
DEPAUL*	01/07/17		10	2-4	.500	2-4	.500	0-0	.000	0	1	1	1	0	0	0	0	6	1.0
at Marquette*	01/11/17		0+	0-0	.000	0-0	.000	0-0	.000	0	0	0	0	0	0	0	0	0	0.9
at Providence*	01/14/17		0+	0-0	.000	0-0	.000	0-0	.000	0	0	0	0	0	0	0	0	0	0.8
at Villanova*	01/16/17		2	0-1	.000	0-1	.000	0-0	.000	0	0	0	0	0	0	0	0	0	0.7
ST. JOHN'S*	01/22/17		1	0-0	.000	0-0	.000	0-0	.000	0	0	0	0	0	0	0	0	0	0.6
BUTLER*	01/25/17									DNP									
at Xavier*	02/01/17									DNP									
at Georgetown*	02/04/17									DNP									
PROVIDENCE*	02/08/17		1	0-1	.000	0-1	.000	0-0	.000	0	0	0	1	0	0	0	0	0	0.5
at St. John's*	02/11/17									DNP									
CREIGHTON*	02/15/17									DNP									
VILLANOVA*	02/18/17									DNP									
XAVIER*	02/22/17									DNP									
at DePaul*	02/25/17									DNP									
GEORGETOWN*	02/28/17									DNP									
at Butler*	03/04/17									DNP									
vs. Marquette	03/09/17									DNP									
vs. Villanova	03/10/17									DNP									
vs. Arkansas	03/17/17									DNP									



**JUNIOR • CENTER • 6-9 • 235 LBS • ORANGEBURG, S.C • FLORA MACDONALD ACADEMY**

>> Backup center who spells Angel Delgado with solid defensive minutes

>> Shows a strong jump shot with ability to make from 15 feet

**MILESTONE TRACKER**

To 100 Pts.....54  
To 100 Reb.....22

To 50 Blk.....36  
To 100 FGM.....83

**CAREER STATISTICS**

CAREER STATISTICS					3-POINT							REBOUNDS													
YEAR	GP	GS	MIN	AVG	FG	FGA	PCT	FG	FGA	PCT	FT	FTA	PCT	OFF	DEF	TOT	AVG	PF	FO	AST	TO	BLK	STL	PTS	AVG
REDSHIRT SEASON																									
13-14	30	0	265	8.8	10	17	.588	0	0	.000	6	10	.600	15	26	41	1.4	72	4	3	13	10	4	26	0.9
15-16	28	0	138	4.9	5	11	.455	0	0	.000	3	4	.750	2	18	20	0.7	38	2	5	5	3	4	13	0.5
16-17	28	0	126	4.5	2	6	.333	0	0	.000	3	3	1.000	9	8	17	0.6	34	2	0	4	1	1	7	0.3
TOTAL	86	0	529	6.2	17	34	.500	0	0	.000	12	17	.706	26	52	78	0.9	144	8	8	22	14	9	46	0.5

**2016-17 SEASON HIGHLIGHTS**

- SCORED THREE POINTS AFTER CONNECTING ON A HOOP AND HARM VS. QUINNIPIAC
- PLAYED A SEASON-HIGH 15 MINUTES AGAINST DEPAUL



**SEASON HIGHS**

**PTS:** 3 - vs. Quinnipiac 11/25/16  
**REB:** 2, 2x - last at St. John's 2/11/17  
**AST:**  
**FGM:** 1, 2x - last vs. Georgetown 2/28/17  
**FGA:** 1, 6x - last vs. Georgetown 2/28/17  
**FTM:** 2 - vs. Central Connecticut 11/13/16  
**FTA:** 2 - vs. Central Connecticut 11/13/16  
**BLK:** 1 - vs. Hawaii 12/6/16  
**STL:** 1 - at Iowa 11/17/16  
**TO:** 1, 3x - last at St. John's 2/11/17  
**MIN:** 15 - vs. DePaul 1/7/17



**CAREER HIGHS**

**PTS:** 5 - vs. Nevada, 11/21/14  
**REB:** 5 - vs. Rutgers, 12/6/14  
**AST:** 1, 8x - last at Butler 3/2/16  
**FGM:** 2, 2x - last vs. Saint Peter's 12/13/15  
**FGA:** 3 - vs. Saint Peter's 12/13/15  
**FTM:** 3 - vs. Nevada, 11/21/14  
**FTA:** 4 - vs. Nevada, 11/21/14  
**BLK:** 2 - vs. Marquette, 3/11/15  
**STL:** 1, 9x - last at Iowa 11/17/16  
**TO:** 2, 3x - last vs. Saint Peter's, 12/14/14  
**MIN:** 15, 5x - last vs. DePaul 1/7/17

**ANTHONY GAME-BY-GAME**

OPPONENT	DATE	GS	MIN	FG	PCT	3FG	PCT	FT	PCT	OFF	DEF	REB	PF	AST	TO	BLK	STL	PTS	AVG
FDU	11/11/16		5	0-0	.000	0-0	.000	0-0	.000	0	1	1	2	0	0	0	0	0	0.0
CCSU	11/13/16		2	0-0	.000	0-0	.000	2-2	1.000	0	1	1	2	0	0	0	0	2	1.0
at Iowa	11/17/16		12	0-0	.000	0-0	.000	0-0	.000	1	0	1	1	0	0	0	1	0	0.7
vs. Florida	11/24/16									DNP									
vs. Quinnipiac	11/25/16		10	1-1	1.000	0-0	.000	1-1	1.000	0	1	1	5	0	1	0	0	3	1.3
vs. Stanford	11/27/16		2	0-0	.000	0-0	.000	0-0	.000	1	0	1	0	0	0	0	0	0	1.0
COLUMBIA	12/01/16		8	0-0	.000	0-0	.000	0-0	.000	1	0	1	2	0	1	0	0	0	0.8
vs. Hawaii	12/06/16		6	0-1	.000	0-0	.000	0-0	.000	1	0	1	2	0	0	1	0	0	0.7
vs. California	12/07/16		4	0-1	.000	0-0	.000	0-0	.000	1	0	1	1	0	0	0	0	0	0.6
vs. S. Carolina	12/12/16									DNP									
DELAWARE	12/17/16									DNP									
RUTGERS	12/23/16		8	0-0	.000	0-0	.000	0-0	.000	0	0	0	2	0	0	0	0	0	0.6
at Creighton*	12/28/16		5	0-0	.000	0-0	.000	0-0	.000	0	0	0	3	0	0	0	0	0	0.5
MARQUETTE*	01/01/17		2	0-0	.000	0-0	.000	0-0	.000	0	0	0	0	0	0	0	0	0	0.5
DEPAUL*	01/07/17		15	0-1	.000	0-0	.000	0-0	.000	2	0	2	5	0	0	0	0	0	0.4
at Marquette*	01/11/17		4	0-0	.000	0-0	.000	0-0	.000	0	0	0	0	0	0	0	0	0	0.4
at Providence*	01/14/17		3	0-0	.000	0-0	.000	0-0	.000	0	0	0	0	0	0	0	0	0	0.4
at Villanova*	01/16/17									DNP									
ST. JOHN'S*	01/22/17		1	0-0	.000	0-0	.000	0-0	.000	0	1	1	0	0	0	0	0	0	0.3
BUTLER*	01/25/17		1	0-0	.000	0-0	.000	0-0	.000	0	0	0	0	0	0	0	0	0	0.3
at Xavier*	02/01/17		4	0-1	.000	0-0	.000	0-0	.000	0	0	0	0	0	0	0	0	0	0.3
at Georgetown*	02/04/17		1	0-0	.000	0-0	.000	0-0	.000	0	0	0	1	0	0	0	0	0	0.3
PROVIDENCE*	02/08/17		2	0-0	.000	0-0	.000	0-0	.000	0	1	1	1	0	0	0	0	0	0.3
at St. John's*	02/11/17		5	0-0	.000	0-0	.000	0-0	.000	1	1	2	1	0	1	0	0	0	0.3
CREIGHTON*	02/15/17		2	0-0	.000	0-0	.000	0-0	.000	0	1	1	0	0	0	0	0	0	0.2
VILLANOVA*	02/18/17		2	0-0	.000	0-0	.000	0-0	.000	0	0	0	0	0	0	0	0	0	0.2
XAVIER*	02/22/17		4	0-0	.000	0-0	.000	0-0	.000	0	1	1	3	0	0	0	0	0	0.2
at DePaul*	02/25/17		3	0-0	.000	0-0	.000	0-0	.000	0	0	0	0	0	0	0	0	0	0.2
GEORGETOWN*	02/28/17		3	1-1	1.000	0-0	.000	0-0	.000	1	0	1	0	0	0	0	0	2	0.3
at Butler*	03/04/17		2	0-0	.000	0-0	.000	0-0	.000	0	0	0	0	0	0	0	0	0	0.3
vs. Marquette	03/09/17		6	0-0	.000	0-0	.000	0-0	.000	0	0	0	2	0	0	0	0	0	0.3
vs. Villanova	03/10/17		4	0-0	.000	0-0	.000	0-0	.000	0	0	0	1	0	1	0	0	0	0.3
vs. Arkansas	03/17/17																		



SENIOR • GUARD • 6-2 • 160 LBS • RALEIGH, N.C. • WAKE FOREST

>> 8th in the BIG EAST in assists, 7th in assist/turnover ratio (1.67), 4th in steals (1.8)

>> In BIG EAST conference games only: 11th in assists (3.2), 9th in assist/turnover ratio (1.49) and 6th in steals (1.7)

>> Has 17 games this season of more assists than turnovers

>> Has recorded a steal in 23 of last 25 games

>> Has posted career single-season highs in field goals & three-point field goals made, assists and steals

#### MILESTONE TRACKER

To 600 Pts.....47  
To 250 Reb.....1

To 400 Asts.....42  
To 200 FGM.....5

## CAREER STATISTICS

### 3-POINT

### REBOUNDS

YEAR	GP	GS	MIN	AVG	FG	FGA	PCT	FG	FGA	PCT	FT	FTA	PCT	OFF	DEF	TOT	AVG	PF	FO	AST	TO	BLK	STL	PTS	AVG
12-13	31	5	583	18.8	45	91	.495	0	7	.000	22	45	.489	8	25	33	1.1	69	2	66	57	10	39	112	3.6
13-14	33	22	691	20.9	35	80	.438	2	5	.400	36	73	.493	10	53	63	1.8	67	1	92	71	6	39	108	3.3
14-15	32	6	673	21.0	50	117	.427	0	3	.000	51	86	.593	10	65	75	2.3	65	1	97	62	7	34	151	4.7
16-17	32	30	937	29.3	65	160	.406	14	44	.318	38	56	.679	14	64	78	2.4	89	1	103	62	4	56	182	5.7
TOTAL	128	63	2884	22.5	195	448	.435	16	59	.305	147	260	.565	42	207	249	1.9	290	5	358	252	27	168	553	4.3

\* JONES PLAYED AT WAKE FOREST FROM 2012-15

## 2016-17 SEASON HIGHLIGHTS

- IMPRESSIVE PIRATES DEBUT IN SEASON-OPENING WIN OVER FDU: 10 ASSISTS TO JUST ONE TURNOVER
- SCORED 11 POINTS IN WIN OVER COLUMBIA
- HAD 11 POINTS AND THREE STEALS IN WIN OVER HAWAII IN PEARL HARBOR
- DROPPED A CAREER-HIGH 15 POINTS AND DISHED OUT FOUR ASSISTS WITH NO TURNOVERS IN WIN OVER DELAWARE
- HIT DAGGER THREE-POINTER TO HELP PIRATES BEAT RUTGERS & FINISHED GAME WITH FIVE ASSISTS AND ZERO TURNOVERS IN 29 MINUTES
- HIT TWO THREE-POINTERS AND DISHED OUT FIVE ASSISTS WITH JUST TWO TURNOVERS IN 40 MINUTES IN WIN OVER PROVIDENCE
- 11 POINTS AND FOUR ASSISTS AT HOME VS. VILLANOVA
- HAD 13 POINTS AND THREE STEALS IN BIG EAST QUARTERFINAL WIN OVER MARQUETTE



### SEASON HIGHS

PTS: 15 - vs. Delaware 12/17/16  
REB: 5, 3x - last vs. Creighton 2/15/17  
AST: 10 vs. Fairleigh Dickinson 11/11/16  
FGM: 6 - vs. Delaware 12/17/16  
FGA: 10 - vs. Delaware 12/17/16  
3FGM: 2 - vs. Providence 2/8/17  
3FGA: 4 - vs. Creighton 2/15/17  
FTM: 6 - vs. Quinnipiac 11/25/16  
FTA: 8 - vs. Quinnipiac 11/25/16  
BLK: 1, 4x - last vs. Villanova 2/18/17  
STL: 5 - at Xavier 2/1/17  
TO: 4, 2x - last vs. South Carolina 12/12/16  
MIN: 40 - vs. Providence 2/8/17



### CAREER HIGHS

PTS: 15 - vs. Delaware 12/17/16  
REB: 6, 2x - last at Boston College 3/7/15  
AST: 10 - vs. Fairleigh Dickinson 11/11/16  
FGM: 6, 2x - last vs. Delaware 12/17/16  
FGA: 10 - vs. Delaware 12/17/16  
3FGM: 2 - vs. Providence 2/8/17  
3FGA: 4 - vs. Creighton 2/15/17  
FTM: 9 - at Duke 2/4/14  
FTA: 13 - at Duke 2/4/14  
BLK: 2, 5x - last vs. Virginia Tech 3/10/15  
STL: 5 - at Xavier 2/1/17  
TO: 6, 2x - last at Tulane 11/17/14  
MIN: 40 - vs. Providence 2/8/17

## JONES GAME-BY-GAME

OPPONENT	DATE	GS	MIN	FG	PCT	3FG	PCT	FT	PCT	OFF	DEF	REB	PF	AST	TO	BLK	STL	PTS	AVG
FDU	11/11/16	*	31	2-4	.500	0-0	.000	1-2	.500	0	2	2	4	10	1	0	1	5	5.0
CCSU	11/13/16	*	22	2-3	.667	0-1	.000	0-0	.000	0	0	0	2	3	2	0	2	4	4.5
at Iowa	11/17/16	*	21	2-2	1.000	0-0	.000	1-2	.500	0	3	3	4	4	2	0	2	5	4.7
vs. Florida	11/24/16	*	28	0-3	.000	0-1	.000	0-0	.000	0	2	2	3	4	2	0	0	0	3.5
vs. Quinnipiac	11/25/16	*	24	2-4	.500	1-2	.500	6-8	.750	0	2	2	3	0	1	0	1	11	5.0
vs. Stanford	11/27/16	*	26	1-5	.200	0-1	.000	2-2	1.000	1	3	4	1	2	4	0	2	4	4.8
COLUMBIA	12/01/16		13	3-4	.750	0-0	.000	0-0	.000	0	2	2	3	4	0	0	0	6	5.0
vs. Hawaii	12/06/16		30	3-5	.600	1-1	1.000	4-5	.800	0	2	2	4	1	2	0	3	11	5.8
vs. California	12/07/16	*	35	1-5	.200	0-2	.000	1-2	.500	0	3	3	1	1	1	1	2	3	5.4
vs. S. Carolina	12/12/16	*	27	0-4	.000	0-0	.000	2-2	1.000	0	0	0	2	3	4	0	1	2	5.1
DELAWARE	12/17/16	*	24	6-10	.600	1-2	.500	2-2	1.000	2	1	3	2	4	0	1	4	15	6.0
RUTGERS	12/23/16	*	29	2-4	.500	1-1	1.000	3-4	.750	0	2	2	2	5	0	0	2	8	6.2
at Creighton*	12/28/16	*	25	3-8	.375	0-2	.000	0-0	.000	1	0	1	4	2	3	0	1	6	6.2
MARQUETTE*	01/01/17	*	31	3-6	.500	1-2	.500	1-2	.500	0	1	1	4	3	3	0	2	8	6.3
DEPAUL*	01/07/17	*	22	2-4	.500	0-0	.000	1-2	.500	0	1	1	3	4	2	0	2	5	6.2
at Marquette*	01/11/17	*	38	1-3	.333	0-2	.000	0-0	.000	1	0	1	2	9	3	0	2	2	5.9
at Providence*	01/14/17	*	21	2-5	.400	1-3	.333	0-0	.000	1	3	4	5	2	1	0	1	5	5.9
at Villanova*	01/16/17	*	27	1-5	.200	1-2	.500	0-0	.000	0	2	2	2	3	2	0	0	3	5.7
ST. JOHN'S*	01/22/17	*	28	1-4	.250	1-2	.500	0-0	.000	1	1	2	4	5	3	0	2	3	5.6
BUTLER*	01/25/17	*	30	2-7	.286	1-3	.333	1-2	.500	2	3	5	4	2	1	0	1	6	5.6
at Xavier*	02/01/17	*	36	4-6	.667	0-1	.000	0-0	.000	2	3	5	1	9	1	0	5	8	5.7
at Georgetown*	02/04/17	*	36	1-5	.200	0-1	.000	2-4	.500	0	3	3	4	0	3	0	1	4	5.6
PROVIDENCE*	02/08/17	*	40	2-5	.400	2-3	.667	0-0	.000	0	4	4	4	5	2	0	3	6	5.7
at St. John's*	02/11/17	*	36	1-5	.200	0-0	.000	0-0	.000	0	3	3	3	1	3	0	1	2	5.5
CREIGHTON*	02/15/17	*	32	1-6	.167	0-4	.000	0-0	.000	0	5	5	4	1	2	1	0	2	5.4
VILLANOVA*	02/18/17	*	34	4-6	.667	1-2	.500	2-2	1.000	1	3	4	1	4	1	1	2	11	5.6
XAVIER*	02/22/17	*	31	2-6	.333	0-0	.000	3-5	.600	0	3	3	1	3	0	0	2	7	5.6
at DePaul*	02/25/17	*	35	1-2	.500	1-1	1.000	3-6	.500	2	0	2	3	3	4	0	3	6	5.6
GEORGETOWN*	02/28/17	*	28	2-6	.333	0-1	.000	0-0	.000	0	2	2	1	1	2	0	1	4	5.6
at Butler*	03/04/17	*	32	1-4	.250	0-1	.000	0-0	.000	0	3	3	4	1	3	0	1	2	5.5
vs. Marquette	03/09/17	*	33	5-9	.556	1-3	.333	2-2	1.000	0	2	2	2	2	2	0	3	13	5.7
vs. Villanova	03/10/17	*	32	2-5	.400	0-0	.000	1-2	.500	0	0	0	2	2	2	0	3	5	5.7
vs. Arkansas	03/17/17																		



**JUNIOR • FORWARD • 6-10 • 240 LBS • BAJOS DE HAINA, D.R. • PATRICK SCHOOL (N.J.)**

**2017 Kareem Abdul-Jabbar Award Finalist • 2017 Unanimous All-BIG EAST first team • 2017 BIG EAST All-Tournament team • 2016 All-Met Writers second team  
2016 All-BIG EAST honorable mention • 2016 & 2015 BIG EAST All-Academic team • 2015 BIG EAST Rookie of the Year • 2015 Met Writers Co-Rookie of the Year**

>> The NATION'S LEADER in REBOUNDING, DOUBLE-DOUBLES (26) AND OFFENSIVE REBOUNDING (4.94)  
>> 5th in the BIG EAST in field goal shooting & 13th in scoring  
>> Has grabbed 196 more rebounds than any other BIG EAST player  
>> Posted 13 consecutive double-doubles from Jan. 22 to March 9 & has double-doubles in 24 of the last 26 games

>> Grabbing 16.3% of all available offensive rebounds (8th in nation)  
>> Pirates are 38-12 all-time when he gets a double-double  
>> Named BIG EAST Player of the Week on March 5  
>> Named to BIG EAST Honor Roll a conference-best 10 times this season - Dec. 12, 19 & 26, Jan. 2, 9, & 23, Feb. 6, 13, 20 & 27; named Met Writers Player of the Week three times - Dec. 20, Feb. 7 & Feb. 28

>> 4th in program history in career rebounds, 1st in the BIG EAST era, as well as 35th in scoring

#### MILESTONE TRACKER

To 1200 Pts...83 To 150 Ast.....19  
To 1100 Reb...60 To 500 FGM.....47

## CAREER STATISTICS

YEAR	GP	GS	MIN	AVG	FG	FGA	PCT	3-Point			FT	FTA	PCT	REBOUNDS										PTS	AVG
								FG	FGA	PCT				OFF	DEF	TOT	AVG	PF	FO	AST	TO	BLK	STL		
14-15	31	30	873	28.2	121	218	.555	0	1	.000	46	111	.414	112	193	305	9.8	78	1	27	39	39	16	288	9.3
15-16	34	34	1025	30.1	139	245	.567	0	2	.000	60	112	.536	103	214	317	9.3	94	5	33	63	28	19	338	9.9
16-17	32	32	1059	33.1	193	352	.548	0	0	.000	105	191	.550	158	260	418	13.1	78	1	71	94	10	20	491	15.3
TOTAL	97	96	2957	30.5	453	815	.556	0	3	.000	211	414	.510	373	667	1040	10.7	250	7	131	196	77	55	1117	11.5

## 2016-17 SEASON HIGHLIGHTS

- SIXTH STRAIGHT DOUBLE-DOUBLE WITH 19 PTS, 16 REBS TO EARN JOE CALABRESE MVP HONORS IN GARDEN STATE HARDWOOD CLASSIC WIN
- DELIVERED HISTORIC PERFORMANCE OF 21 POINTS, 20 REBOUNDS VS. ST. JOHN'S - THE 1ST IN PROGRAM HISTORY TO HAVE A 20-20 DAY IN BE GAME
- GRABBED CAREER-HIGH 22 REBOUNDS AGAINST BUTLER TO BECOME FIRST BIG EAST PLAYER TO HAVE BACK-TO-BACK 20-REBOUND GAMES IN CONF.
- SCORED A CAREER-HIGH 26 POINTS AND GRABBED 17 REBOUNDS IN AN OVERTIME WIN AT GEORGETOWN
- POURED IN 17 POINTS AND 17 REBOUNDS, INCLUDING NINE OFFENSIVE BOARDS, IN WIN OVER NO. 20 CREIGHTON
- HELPED DEFEAT XAVIER WITH HIS NINTH STRAIGHT DOUBLE-DOUBLE, POURING IN 25 POINTS AND GRABBING 13 REBOUNDS
- EPIC PERFORMANCE VS. MARQUETTE WITH A NEAR TRIPLE-DOUBLE OF 12 POINTS, 16 REBOUNDS AND A CAREER-HIGH NINE ASSISTS



### SEASON HIGHS

**PTS:** 26 - at Georgetown 2/4/17  
**REB:** 22 - vs. Butler 1/25/17  
**AST:** 9 - vs. Marquette 3/9/17  
**FGM:** 11 - vs. Fairleigh Dickinson 11/11/16  
**FGA:** 19 - vs. Rutgers 12/-23/16  
**FTM:** 12 - at Georgetown 2/4/17  
**FTA:** 15 - at Georgetown 2/4/17  
**BLK:** 2 - vs. Central Connecticut 11/13/16  
**STL:** 3 - at Georgetown 2/4/17  
**TO:** 5, 6x - last vs. Marquette 3/9/17  
**MIN:** 43 - vs. Providence 2/8/17



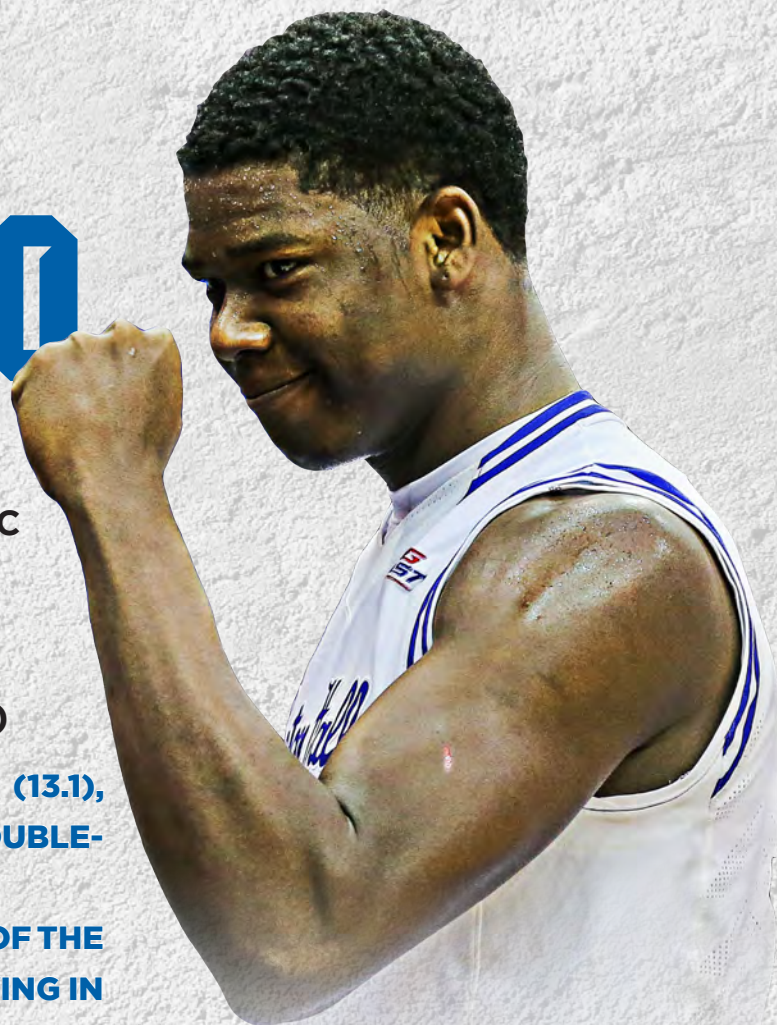
### CAREER HIGHS

**PTS:** 26 - at Georgetown 2/4/17  
**REB:** 22 - vs. Butler 1/25/17  
**AST:** 9 - vs. Marquette 3/9/17  
**FGM:** 11 vs. Fairleigh Dickinson 11/11/16  
**FGA:** 19 - vs. Rutgers 12/23/16  
**FTM:** 12 - at Georgetown 2/4/17  
**FTA:** 15 - at Georgetown 2/4/17  
**BLK:** 4 vs. Maine, 12/27/14  
**STL:** 3 - at Georgetown 2/4/17  
**TO:** 5, 6x - last vs. Marquette 3/9/17  
**MIN:** 43 - vs. Providence 2/8/17

## DELGADO GAME-BY-GAME

OPPONENT	DATE	GS	MIN	FG	PCT	3FG	PCT	FT	PCT	OFF	DEF	REB	PF	AST	TO	BLK	STL	PTS	AVG
FDU	11/11/16	*	29	11-15	.733	0-0	.000	0-3	.000	5	9	14	4	1	5	0	0	22	22.0
CCSU	11/13/16	*	25	6-8	.750	0-0	.000	2-6	.333	6	10	16	1	1	1	2	0	14	18.0
at Iowa	11/17/16	*	27	2-6	.333	0-0	.000	5-6	.833	3	8	11	3	2	1	0	0	9	15.0
vs. Florida	11/24/16	*	24	5-13	.385	0-0	.000	3-4	.750	1	2	3	4	0	4	0	1	13	14.5
vs. Quinnipiac	11/25/16	*	24	2-7	.286	0-0	.000	1-3	.333	3	5	8	5	4	2	0	2	5	12.6
vs. Stanford	11/27/16	*	34	3-6	.500	0-0	.000	2-4	.500	8	1	9	3	1	4	0	1	8	11.8
COLUMBIA	12/01/16	*	28	8-11	.727	0-0	.000	3-5	.600	5	6	11	1	2	3	0	0	19	12.9
vs. Hawaii	12/06/16	*	32	7-10	.700	0-0	.000	2-10	.200	4	10	14	1	1	4	0	0	16	13.3
vs. California	12/07/16	*	36	6-9	.667	0-0	.000	4-8	.500	2	10	12	4	1	3	0	0	16	13.6
vs. S. Carolina	12/12/16	*	30	4-9	.444	0-0	.000	5-11	.455	3	9	12	3	1	1	0	1	13	13.5
DELAWARE	12/17/16	*	32	9-12	.750	0-0	.000	4-6	.667	5	10	15	2	3	0	0	0	22	14.3
RUTGERS	12/23/16	*	30	7-19	.368	0-0	.000	5-9	.556	5	11	16	3	2	1	0	0	19	14.7
at Creighton*	12/28/16	*	31	3-8	.375	0-0	.000	4-5	.800	4	6	10	3	2	3	0	2	10	14.3
MARQUETTE*	01/01/17	*	38	9-13	.692	0-0	.000	0-0	.000	3	9	12	2	2	4	0	1	18	14.6
DEPAUL*	01/07/17	*	25	8-9	.889	0-0	.000	4-4	1.000	3	9	12	0	3	2	1	0	20	14.9
at Marquette*	01/11/17	*	41	3-12	.250	0-0	.000	8-14	.571	13	6	19	2	2	4	0	1	14	14.9
at Providence*	01/14/17	*	37	4-9	.444	0-0	.000	4-6	.667	2	14	16	3	2	2	0	0	12	14.7
at Villanova*	01/16/17	*	33	4-7	.571	0-0	.000	0-2	.000	2	4	6	1	2	5	1	0	8	14.3
ST. JOHN'S*	01/22/17	*	35	10-17	.588	0-0	.000	1-4	.250	6	14	20	0	3	3	0	1	21	14.7
BUTLER*	01/25/17	*	35	3-8	.375	0-0	.000	6-13	.462	7	15	22	3	3	4	0	0	12	14.6
at Xavier*	02/01/17	*	36	5-11	.455	0-0	.000	3-4	.750	6	7	13	4	1	1	1	1	13	14.5
at Georgetown*	02/04/17	*	40	7-17	.412	0-0	.000	12-15	.800	5	12	17	3	1	1	0	3	26	15.0
PROVIDENCE*	02/08/17	*	43	7-15	.467	0-0	.000	5-6	.833	4	11	15	3	3	1	0	0	19	15.2
at St. John's*	02/11/17	*	33	6-12	.500	0-0	.000	1-4	.250	3	7	10	3	5	5	0	2	13	15.1
CREIGHTON*	02/15/17	*	38	7-11	.636	0-0	.000	3-9	.333	9	8	17	2	1	4	1	0	17	15.2
VILLANOVA*	02/18/17	*	36	8-14	.571	0-0	.000	3-5	.600	7	5	12	1	2	4	0	1	19	15.3
XAVIER*	02/22/17	*	36	10-17	.588	0-0	.000	5-7	.714	6	7	13	2	1	1	0	1	25	15.7
at DePaul*	02/25/17	*	34	5-8	.625	0-0	.000	6-11	.545	2	8	10	4	1	5	1	0	16	15.7
GEORGETOWN*	02/28/17	*	36	6-9	.667	0-0	.000	0-0	.000	6	7	13	0	3	1	0	0	12	15.6
at Butler*	03/04/17	*	33	9-12	.750	0-0	.000	2-3	.667	7	9	16	2	4	5	0	1	20	15.7
vs. Marquette	03/09/17	*	33	6-11	.545	0-0	.000	0-0	.000	8	8	16	2	9	5	2	1	12	15.6
vs. Villanova	03/10/17	*	35	3-7	.429	0-0	.000	2-4	.500	5	3	8	4	2	5	1	0	8	15.3
vs. Arkansas	03/17/17																		

# ANGEL DELGADO



## SETON HALL BASKETBALL

JUNIOR • 6-10 • 240 LBS

BAJOS DE HAINA, DOMINICAN REPUBLIC

OVERALL: 15.3 PPG, 13.1 RPG, 2.2 APG

BIG EAST: 16.4 PPG, 14.1 RPG, 2.3 APG

### 2016-17 Season

(all rankings as of March 13, 2017)

- THE NATION'S LEADER IN REBOUNTING (13.1), OFFENSIVE REBOUNTING (4.94) AND DOUBLE-DOUBLES (26)
- HAS RECORDED A DOUBLE-DOUBLE IN 24 OF THE LAST 26 GAMES; MOST FOR ANYONE PLAYING IN A MAJOR CONFERENCE SINCE BLAKE GRIFFIN IN 2009
- ONE OF ONLY TWO BIG EAST PLAYERS TO LAND IN THE TOP 12 OF THE LEAGUE IN SCORING, REBOUNTING AND FIELD GOAL PERCENTAGE
- SET A NEW BIG EAST SINGLE-SEASON RECORD WITH 253 REBOUNDS AND A 14.1 REBOUNTING AVERAGE IN CONFERENCE GAMES
- FIRST SETON HALL ATHLETE TO HAVE A 20-POINT, 20-REBOUND GAME SINCE 2001 & FIRST BIG EAST ATHLETE EVER TO GRAB 20 REBOUNDS IN BACK-TO-BACK CONFERENCE GAMES (20 VS. ST. JOHN'S, 22 VS. BUTLER)
- GRABBED 196 MORE REBOUNDS THAN ANYONE ELSE IN THE BIG EAST OVERALL AND 134 MORE THAN ANYONE ELSE IN CONFERENCE GAMES
- SETON HALL SCORED POINTS ON 57% OF HIS NATION-LEADING 158 OFFENSIVE REBOUNDS
- 5TH SETON HALL ATHLETE TO EVER RECORD 1,000 CAREER POINTS & REBOUNDS

*"He's the best big man in the United States...He's not a guy you stop. You only hope to contain him."*

- Marquette head coach Steve Wojciechowski

*"He looked like Moses Malone out there tonight."*

- St. John's head coach Chris Mullin after Delgado's 21-point, 20-rebound game on Jan. 22

*"I love his motor, I love the emotion he plays with. I think he's an absolute warrior."*

- Butler head coach Chris Holtmann

*"His work ethic is unbelievable...He knows that he's going to go out there and dominate the game."*

- Georgetown head coach John Thompson III

## AWARDS

- Kareem Abdul-Jabbar Award finalist
- 2017 Unanimous first-team All-BIG EAST
- 2017 USBWA All-District II
- 10-time selection to the BIG EAST Honor Roll in 2016-17
- BIG EAST Player of the Week on 3/5
- Three-time 2016-17 Met Writers Player of the Week
- 2016 All-BIG EAST honorable mention
- 2016 All-Met second team
- 2015 BIG EAST Rookie of the Year
- 2015 Met Writers Rookie of the Year
- 2015 & 2016 BIG EAST All-Academic team



**SENIOR • GUARD • 6-0 • 190 LBS • CHICAGO, ILL. • UNIVERSITY OF CHICAGO LABORATORY HS**

>> Walk-on who joined the program in October 2015  
>> Chemistry major

## CAREER STATISTICS

YEAR	GP	GS	MIN	AVG	FG	FGA	PCT	3-Point			FT	FTA	PCT	REBOUNDS										PTS	AVG
								FG	FGA	PCT				OFF	DEF	TOT	AVG	PF	FO	AST	TO	BLK	STL		
15-16	10	0	14	1.4	1	5	.200	1	1	1.000	0	1	.000	1	3	4	0.4	0	0	0	0	0	0	3	0.3
16-17	6	1	9	1.5	0	0	.000	0	0	.000	0	0	.000	0	1	1	0.2	0	0	0	0	0	0	0	0.0
<b>TOTAL</b>	<b>16</b>	<b>1</b>	<b>23</b>	<b>1.4</b>	<b>1</b>	<b>5</b>	<b>.200</b>	<b>1</b>	<b>1</b>	<b>1.000</b>	<b>0</b>	<b>1</b>	<b>.000</b>	<b>1</b>	<b>4</b>	<b>5</b>	<b>0.3</b>	<b>0</b>	<b>0</b>	<b>0</b>	<b>0</b>	<b>0</b>	<b>0</b>	<b>3</b>	<b>0.2</b>

## 2016-17 SEASON HIGHLIGHTS

• GOT TO START ON SENIOR NIGHT



### SEASON HIGHS

PTS:  
REB:  
AST:  
FGM:  
FGA:  
3FGM:  
3FGA:  
FTM:  
FTA:  
BLK:  
STL:  
TO:  
MIN:



### CAREER HIGHS

PTS: 3 - vs. Saint Peter's 12/13/15  
REB: 2 - vs. St. John's 1/27/16  
AST:  
FGM: 1 - vs. Saint Peter's 12/13/15  
FGA: 2, 2x - last vs. St. John's 1/27/16  
3FGM: 1 - vs. Saint Peter's 12/13/15  
3FGA: 1 - vs. Saint Peter's 12/13/15  
FTM:  
FTA: 1 - at Rutgers 12/5/15  
BLK:  
STL:  
TO:  
MIN: 3, 2x - last vs. St. John's 1/27/16



**FRESHMAN • GUARD • 6-4 • 190 LBS • FRANKLIN, N.J. • WORCESTER ACADEMY**

>> Walk-on who joined the program this season  
>> Political Science major

## CAREER STATISTICS

CAREER STATISTICS																									
YEAR	GP	GS	MIN	AVG	FG	FGA	PCT	3-POINT			FT	FTA	PCT	REBOUNDS										PTS	AVG
								FG	FGA	PCT				OFF	DEF	TOT	AVG	PF	FO	AST	TO	BLK	STL		
16-17	4	0	5	1.3	0	0	.000	0	0	.000	0	0	.000	0	0	0	0.0	0	0	0	0	0	0	0	0.0
TOTAL	4	0	5	1.3	0	0	.000	0	0	.000	0	0	.000	0	0	0	0.0	0	0	0	0	0	0	0	0.0

## 2016-17 SEASON HIGHLIGHTS



### SEASON HIGHS

PTS:  
REB:  
AST:  
FGM:  
FGA:  
3FGM:  
3FGA:  
FTM:  
FTA:  
BLK:  
STL:  
TO:  
MIN:



### CAREER HIGHS

PTS:  
REB:  
AST:  
FGM:  
FGA:  
3FGM:  
3FGA:  
FTM:  
FTA:  
BLK:  
STL:  
TO:  
MIN:



# 2016-17 OVERALL STATS

RECORD:	OVERALL	HOME	AWAY	NEUTRAL
ALL GAMES	21-11	12-2	4-6	5-3
CONFERENCE	11-8	7-2	3-6	1-0
NON-CONFERENCE	10-3	5-0	1-0	4-3

#	Player	gp-gs	min	avg	Total		3-Point		F-Throw		Rebounds				pf	dq	a	to	blk	stl	pts	avg
					fg-fga	fg%	3fg-fga	3fg%	ft-fa	ft%	off	def	tot	avg								
00	CARRINGTON, Khade	32-31	1063	33.2	181-429	.422	60-159	.377	119-162	.735	18	80	98	3.1	61	4	95	71	10	37	541	16.9
20	RODRIGUEZ, Desi	32-32	1018	31.8	188-420	.448	49-136	.360	84-128	.656	41	123	164	5.1	80	0	56	67	12	27	509	15.9
31	DELGADO, Angel	32-32	1059	33.1	193-352	.548	0-0	.000	105-191	.550	158	260	418	13.1	78	1	71	94	10	20	491	15.3
13	POWELL, Myles	32-2	761	23.8	114-292	.390	66-200	.330	49-60	.817	19	53	72	2.3	65	0	27	32	6	28	343	10.7
30	JONES, Madison	32-30	937	29.3	65-160	.406	14-44	.318	38-56	.679	14	64	78	2.4	89	1	103	62	4	56	182	5.7
01	NZEI, Michael	32-13	575	18.0	52-77	.675	0-0	.000	33-57	.579	56	62	118	3.7	78	1	6	28	17	12	137	4.3
14	SANOGO, Ismael	27-19	609	22.6	32-72	.444	1-3	.333	19-38	.500	46	107	153	5.7	63	1	21	32	18	25	84	3.1
33	SINGH, Veer	9-0	84	9.3	3-15	.200	2-12	.167	4-5	.800	2	12	14	1.6	10	0	1	5	1	0	12	1.3
04	GORDON, Eron	18-0	73	4.1	10-26	.385	1-11	.091	2-2	1.000	5	10	15	0.8	13	0	6	5	0	3	23	1.3
23	CARTER, Myles	5-0	33	6.6	2-7	.286	0-0	.000	0-1	.000	2	5	7	1.4	5	0	0	3	0	1	4	0.8
02	THOMAS, Jevon	10-0	93	9.3	2-11	.182	1-3	.333	2-9	.222	1	9	10	1.0	17	0	8	13	0	11	7	0.7
21	SOFFER, Dalton	11-0	30	2.7	2-12	.167	2-12	.167	0-0	.000	0	2	2	0.2	2	0	0	1	0	1	6	0.5
25	ANTHONY, Rashed	28-0	126	4.5	2-6	.333	0-0	.000	3-3	1.000	9	8	17	0.6	34	2	0	4	1	1	7	0.3
35	ANDERSON, Manny	4-0	5	1.3	0-0	.000	0-0	.000	0-0	.000	0	0	0	0.0	0	0	0	0	0	0	0	0.0
22	DOWDY JR., Michael	6-1	9	1.5	0-0	.000	0-0	.000	0-0	.000	0	1	1	0.2	0	0	0	0	0	0	0	0.0
Team											47	52	99					17				
Total.....		32	6475		846-1879	.450	196-580	.338	458-712	.643	418	848	1266	39.6	595	10	394	434	79	222	2346	73.3
Opponents.....		32	6475		783-1813	.432	211-621	.340	469-654	.717	288	764	1052	32.9	622	-	386	392	106	219	2246	70.2

TEAM STATISTICS	SHU	OPP	Date	Opponent	Score	Att.
SCORING	2346	2246	11/11/16	FAIRLEIGH DICKINSON	W 91-70	1856
Points per game	73.3	70.2	11/13/16	CENTRAL CONNECTICUT	W 82-58	6354
Scoring margin	+3.1	-	11/17/16	at Iowa	W 91-83	10391
FIELD GOALS-ATT	846-1879	783-1813	11/24/16	vs FLORIDA	L 76-81	1949
Field goal pct	.450	.432	11/25/16	vs QUINNIPIAC	W 90-79	2941
3 POINT FG-ATT	196-580	211-621	11/27/16	vs STANFORD	L 52-66	1216
3-point FG pct	.338	.340	12/01/16	COLUMBIA	W 95-71	6463
3-pt FG made per game	6.1	6.6	12/06/16	vs Hawaii	W 68-57	4024
FREE THROWS-ATT	458-712	469-654	12/07/16	vs California	W 60-57	4024
Free throw pct	.643	.717	12/12/16	vs SOUTH CAROLINA	W 67-64	7558
F-Throws made per game	14.3	14.7	12/17/16	DELAWARE	W 81-68	7662
REBOUNDS	1266	1052	12/23/16	RUTGERS	W 72-61	10481
Rebounds per game	39.6	32.9	* 12/28/16	at Creighton	L 75-89	18084
Rebounding margin	+6.7	-	* 01/01/17	MARQUETTE	W 69-66	7894
ASSISTS	394	386	* 01/07/17	DEPAUL	W 87-56	7797
Assists per game	12.3	12.1	* 01/11/17	at Marquette	Lot 86-89	12388
TURNOVERS	434	392	* 01/14/17	at Providence	L 61-65	9253
Turnovers per game	13.6	12.3	* 01/16/17	at Villanova	L 46-76	6500
Turnover margin	-1.3	-	* 01/22/17	ST. JOHN'S	W 86-73	9801
Assist/turnover ratio	0.9	1.0	* 01/25/17	BUTLER	L 54-61	7009
STEALS	222	219	* 02/01/17	at Xavier	L 70-72	10087
Steals per game	6.9	6.8	* 02/04/17	at Georgetown	Wot 68-66	10142
BLOCKS	79	106	* 02/08/17	PROVIDENCE	Wot 72-70	7024
Blocks per game	2.5	3.3	* 02/11/17	at St. John's	L 70-78	9027
ATTENDANCE	111350	158964	* 02/15/17	CREIGHTON	W 87-81	6637
Home games-Avg/Game	14-7954	10-10012	* 02/18/17	VILLANOVA	L 70-92	16733
Neutral site-Avg/Game	-	8-7356	* 02/22/17	XAVIER	W 71-64	7139
			* 02/25/17	at DePaul	W 82-79	5144
			* 02/28/17	GEORGETOWN	W 62-59	8500
			* 03/04/17	at Butler	W 70-64	9100
			* 3/9/17	vs Marquette	W 82-76	17324
			3/10/17	vs Villanova	L 53-55	19812

\* = Conference game



# 2016-17 CONFERENCE ONLY STATS

RECORD:	OVERALL	HOME	AWAY	NEUTRAL
ALL GAMES	10-8	7-2	3-6	0-0
CONFERENCE	10-8	7-2	3-6	0-0
NON-CONFERENCE	0-0	0-0	0-0	0-0

#	Player	gp-gs	min	avg	Total		3-Point		F-Throw		Rebounds								a	to	blk	stl	pts	avg
					fg-fga	fg%	3fg-fga	3fg%	ft-fa	ft%	off	def	tot	avg	pf	dq								
20	RODRIGUEZ, Desi	18-18	604	33.6	112-254	.441	43-102	.422	45-66	.682	22	59	81	4.5	42	0	33	39	9	9	312	17.3		
31	DELGADO, Angel	18-18	640	35.6	114-209	.545	0-0	.000	67-112	.598	95	158	253	14.1	38	0	41	55	5	14	295	16.4		
00	CARRINGTON, Khade	18-17	595	33.1	90-232	.388	28-94	.298	72-96	.750	14	48	62	3.4	37	3	66	39	5	23	280	15.6		
13	POWELL, Myles	18-0	433	24.1	61-162	.377	34-119	.286	22-29	.759	13	27	40	2.2	40	0	16	18	3	16	178	9.9		
30	JONES, Madison	18-18	562	31.2	34-93	.366	9-30	.300	13-23	.565	11	40	51	2.8	54	1	58	39	2	30	90	5.0		
01	NZEI, Michael	18-9	311	17.3	23-34	.676	0-0	.000	16-23	.696	28	35	63	3.5	44	1	5	15	8	7	62	3.4		
14	SANOGO, Ismael	15-9	331	22.1	18-40	.450	1-2	.500	6-16	.375	21	50	71	4.7	32	1	7	16	9	12	43	2.9		
04	GORDON, Eron	10-0	33	3.3	5-12	.417	1-6	.167	0-0	.000	2	5	7	0.7	7	0	3	3	0	1	11	1.1		
21	SOFFER, Dalton	6-0	14	2.3	2-6	.333	2-6	.333	0-0	.000	0	1	1	0.2	2	0	0	0	0	0	6	1.0		
02	THOMAS, Jevon	9-0	83	9.2	2-11	.182	1-3	.333	2-8	.250	1	7	8	0.9	16	0	7	11	0	10	7	0.8		
25	ANTHONY, Rashed	17-0	59	3.5	1-3	.333	0-0	.000	0-0	.000	4	5	9	0.5	14	1	0	1	0	0	2	0.1		
22	DOWDY JR., Michael	4-1	6	1.5	0-0	.000	0-0	.000	0-0	.000	0	0	0	0.0	0	0	0	0	0	0	0	0.0		
35	ANDERSON, Manny	3-0	4	1.3	0-0	.000	0-0	.000	0-0	.000	0	0	0	0.0	0	0	0	0	0	0	0	0.0		
Team											25	26	51				9							
Total.....		18	3675		462-1056	.438	119-362	.329	243-373	.651	236	461	697	38.7	326	7	236	245	41	122	1286	71.4		
Opponents.....		18	3675		462-1019	.453	121-336	.360	255-351	.726	151	432	583	32.4	334	-	238	204	64	131	1300	72.2		

## TEAM STATISTICS

	SHU	OPP
SCORING	1286	1300
Points per game	71.4	72.2
Scoring margin	-0.8	-
FIELD GOALS-ATT	462-1056	462-1019
Field goal pct	.438	.453
3 POINT FG-ATT	119-362	121-336
3-point FG pct	.329	.360
3-pt FG made per game	6.6	6.7
FREE THROWS-ATT	243-373	255-351
Free throw pct	.651	.726
F-Throws made per game	13.5	14.2
REBOUNDS	697	583
Rebounds per game	38.7	32.4
Rebounding margin	+6.3	-
ASSISTS	236	238
Assists per game	13.1	13.2
TURNOVERS	245	204
Turnovers per game	13.6	11.3
Turnover margin	-2.3	-
Assist/turnover ratio	1.0	1.2
STEALS	122	131
Steals per game	6.8	7.3
BLOCKS	41	64
Blocks per game	2.3	3.6
ATTENDANCE	78534	89725
Home games-Avg/Game	9-8726	9-9969
Neutral site-Avg/Game	-	0-0

Date	Opponent	Score	Att.
* 12/28/16	at Creighton	L 75-89	18084
* 01/01/17	MARQUETTE	W 69-66	7894
* 01/07/17	DEPAUL	W 87-56	7797
* 01/11/17	at Marquette	Lot 86-89	12388
* 01/14/17	at Providence	L 61-65	9253
* 01/16/17	at Villanova	L 46-76	6500
* 01/22/17	ST. JOHN'S	W 86-73	9801
* 01/25/17	BUTLER	L 54-61	7009
* 02/01/17	at Xavier	L 70-72	10087
* 02/04/17	at Georgetown	Wot 68-66	10142
* 02/08/17	PROVIDENCE	Wot 72-70	7024
* 02/11/17	at St. John's	L 70-78	9027
* 02/15/17	CREIGHTON	W 87-81	6637
* 02/18/17	VILLANOVA	L 70-92	16733
* 02/22/17	XAVIER	W 71-64	7139
* 02/25/17	at DePaul	W 82-79	5144
* 02/28/17	GEORGETOWN	W 62-59	8500
* 03/04/17	at Butler	W 70-64	9100

\* = Conference game

Score by Periods	1st	2nd	OT	Totals
Seton Hall	598	663	25	1286
Opponents	616	660	24	1300



# 2016-17 TEAM GAME-BY-GAME

## TEAM STATISTICS

Opponent	Date	Score		Total		3-Pointers		Free throws		Rebounds				pf	a	t/o	blk	stl	pts	avg
				fg-fga	pct	3fg-fga	pct	ft-fa	pct	off	def	tot	avg							
FAIRLEIGH DICKINSON	11/11/16	91-70	W	35-57	.614	8-16	.500	13-27	.481	10	33	43	43.0	19	21	11	0	5	91	91.0
CENTRAL CONNECTICUT	11/13/16	82-58	W	29-57	.509	7-22	.318	17-25	.680	14	31	45	44.0	21	15	13	7	6	82	86.5
at Iowa	11/17/16	91-83	W	33-65	.508	8-17	.471	17-31	.548	9	29	38	42.0	24	11	12	2	10	91	88.0
vs FLORIDA	11/24/16	76-81	L	27-63	.429	5-14	.357	17-25	.680	15	25	40	41.5	26	8	12	1	5	76	85.0
vs QUINNIPIAC	11/25/16	90-79	W	30-60	.500	3-13	.231	27-35	.771	13	27	40	41.2	19	10	15	2	7	90	86.0
vs STANFORD	11/27/16	52-66	L	19-50	.380	2-17	.118	12-17	.706	16	21	37	40.5	17	5	23	3	7	52	80.3
COLUMBIA	12/01/16	95-71	W	38-65	.585	9-22	.409	10-15	.667	12	25	37	40.0	15	20	12	2	10	95	82.4
vs Hawaii	12/06/16	68-57	W	25-52	.481	6-13	.462	12-25	.480	10	29	39	39.9	20	7	14	5	13	68	80.6
vs California	12/07/16	60-57	W	24-52	.462	3-11	.273	9-20	.450	5	26	31	38.9	19	8	12	1	6	60	78.3
vs SOUTH CAROLINA	12/12/16	67-64	W	19-55	.345	3-12	.250	26-36	.722	18	31	49	39.9	18	6	17	2	6	67	77.2
DELAWARE	12/17/16	81-68	W	32-69	.464	7-18	.389	10-20	.500	17	26	43	40.2	18	14	8	4	5	81	77.5
RUTGERS	12/23/16	72-61	W	24-63	.381	5-14	.357	19-31	.613	17	31	48	40.8	20	11	15	3	7	72	77.1
at Creighton	12/28/16	75-89	L	26-57	.456	9-18	.500	14-23	.609	11	23	34	40.3	25	10	18	0	6	75	76.9
MARQUETTE	01/01/17	69-66	W	29-56	.518	4-14	.286	7-11	.636	9	26	35	39.9	10	14	17	2	10	69	76.4
DEPAUL	01/07/17	87-56	W	33-61	.541	13-28	.464	8-16	.500	14	28	42	40.1	18	21	15	3	9	87	77.1
at Marquette	01/11/17	86-89	Lot	28-71	.394	9-27	.333	21-34	.618	27	27	54	40.9	23	15	19	3	9	86	77.6
at Providence	01/14/17	61-65	L	25-62	.403	6-21	.286	5-8	.625	14	25	39	40.8	20	13	11	2	7	61	76.6
at Villanova	01/16/17	46-76	L	16-55	.291	7-28	.250	7-11	.636	13	20	33	40.4	16	13	16	2	4	46	74.9
ST. JOHN'S	01/22/17	86-73	W	32-61	.525	8-20	.400	14-25	.560	13	32	45	40.6	20	19	15	2	6	86	75.5
BUTLER	01/25/17	54-61	L	18-63	.286	4-24	.167	14-24	.583	18	34	52	41.2	23	8	12	5	6	54	74.4
at Xavier	02/01/17	70-72	L	28-65	.431	8-29	.276	6-12	.500	11	25	36	41.0	21	19	7	3	7	70	74.2
at Georgetown	02/04/17	68-66	Wot	22-62	.355	3-11	.273	21-29	.724	17	28	45	41.1	26	7	13	1	6	68	74.0
PROVIDENCE	02/08/17	72-70	Wot	26-61	.426	8-20	.400	12-14	.857	7	34	41	41.1	18	16	11	2	3	72	73.9
at St. John's	02/11/17	70-78	L	24-60	.400	5-11	.455	17-26	.654	17	29	46	41.3	18	10	18	1	6	70	73.7
CREIGHTON	02/15/17	87-81	W	26-51	.510	7-17	.412	28-39	.718	12	30	42	41.4	16	11	15	3	7	87	74.2
VILLANOVA	02/18/17	70-92	L	26-56	.464	7-24	.292	11-16	.688	11	12	23	40.7	12	11	12	1	7	70	74.1
XAVIER	02/22/17	71-64	W	24-52	.462	4-13	.308	19-30	.633	9	23	32	40.3	18	13	8	3	6	71	74.0
at DePaul	02/25/17	82-79	W	28-49	.571	7-21	.333	19-28	.679	4	22	26	39.8	17	16	15	3	10	82	74.2
GEORGETOWN	02/28/17	62-59	W	26-63	.413	3-18	.167	7-11	.636	19	18	37	39.7	10	10	9	2	9	62	73.8
at Butler	03/04/17	70-64	W	25-51	.490	7-18	.389	13-16	.813	10	25	35	39.6	15	10	14	3	4	70	73.7
Seton Hall		2211		797-1764	.452	185-551	.336	432-680	.635	392	795	1187	39.6	562	372	409	73	209	2211	73.7
Opponents		2115		739-1705	.433	193-572	.337	444-620	.716	271	720	991	33.0	594	369	370	95	207	2115	70.5

Games played: 30  
Points/game: 73.7  
FG Pct: 45.2  
3FG Pct: 33.6  
FT Pct: 63.5

Rebounds/game: 39.6  
Assists/game: 12.4  
Turnovers/game: 13.6  
Assist/turnover ratio: 0.9  
Steals/game: 7.0  
Blocks/game: 2.4



# SETON HALL'S NCAA TOURNAMENT HISTORY

Date	Round	Result	Venue	City	Coach
03/18/88	First Round	[8] Seton Hall 80, [9] UTEP 64	Pauley Pavilion	Los Angeles, Calif.	P.J. Carlesimo
03/20/88	Second Round	[1] Arizona 84, [8] Seton Hall 55	Pauley Pavilion	Los Angeles, Calif.	P.J. Carlesimo
03/17/89	First Round	[3] Seton Hall 60, [14] SW Missouri St. 51	McKale Center	Tucson, Ariz.	P.J. Carlesimo
03/19/89	Second Round	[3] Seton Hall 87, [11] Evansville 73	McKale Center	Tucson, Ariz.	P.J. Carlesimo
03/23/89	Regional Semifinals	[3] Seton Hall 78, [2] Indiana 65	McNichols Sports Arena	Denver, Colo.	P.J. Carlesimo
03/25/89	Regional Final	[3] Seton Hall 84, [4] UNLV 61	McNichols Sports Arena	Denver, Colo.	P.J. Carlesimo
04/01/89	National Semifinals	[3] Seton Hall 95, [2] Duke 78	Kingdome	Seattle, Wash.	P.J. Carlesimo
04/03/89	National Final	[3] Michigan 80, [3] Seton Hall 79 (OT)	Kingdome	Seattle, Wash.	P.J. Carlesimo
03/14/91	First Round	[3] Seton Hall 71, [14] Pepperdine 51	Huntsman Center	Salt Lake City, Utah	P.J. Carlesimo
03/16/91	Second Round	[3] Seton Hall 81, [11] Creighton 69	Huntsman Center	Salt Lake City, Utah	P.J. Carlesimo
03/21/91	Regional Semifinals	[3] Seton Hall 81, [2] Arizona 77	Kingdome	Seattle, Wash.	P.J. Carlesimo
03/23/91	Regional Final	[1] UNLV 77, [3] Seton Hall 65	Kingdome	Seattle, Wash.	P.J. Carlesimo
03/19/92	First Round	[4] Seton Hall 78, [13] La Salle 76	Greensboro Coliseum	Greensboro, N.C.	P.J. Carlesimo
03/21/92	Second Round	[4] Seton Hall 88, [5] Missouri 71	Greensboro Coliseum	Greensboro, N.C.	P.J. Carlesimo
03/26/92	Regional Semifinals	[1] Duke 81, [4] Seton Hall 69	The Spectrum	Philadelphia, Pa.	P.J. Carlesimo
03/18/93	First Round	[2] Seton Hall 81, [15] Tennessee State 59	Orlando Arena	Orlando, Fla.	P.J. Carlesimo
03/20/93	Second Round	[7] Western Kentucky 72, [2] Seton Hall 68	Orlando Arena	Orlando, Fla.	P.J. Carlesimo
03/18/94	First Round	[7] Michigan State 84, [10] Seton Hall 73	Thunderdome	St. Petersburg, Fla.	P.J. Carlesimo
03/17/00	First Round	[10] Seton Hall 72, [7] Oregon 71 (OT)	HSBC Arena	Buffalo, N.Y.	Tommy Amaker
03/19/00	Second Round	[10] Seton Hall 67, [2] Temple 65 (OT)	HSBC Arena	Buffalo, N.Y.	Tommy Amaker
03/24/00	Regional Semifinals	[3] Oklahoma State 68, [10] Seton Hall 66	Carrier Dome	Syracuse, N.Y.	Tommy Amaker
03/18/04	First Round	[8] Seton Hall 80, [9] Arizona 76	RBC Center	Raleigh, N.C.	Louis Orr
03/20/04	Second Round	[1] Duke 90, [8] Seton Hall 62	RBC Center	Raleigh, N.C.	Louis Orr
03/16/06	First Round	[7] Wichita State 86, [10] Seton Hall 66	Greensboro Coliseum	Greensboro, N.C.	Louis Orr
03/17/16	First Round	[11] Gonzaga 68, [6] Seton Hall 52	Pepsi Center	Denver, Colo.	Kevin Willard

## NCAA TOURNAMENT RECORDS

### TEAM RECORDS

#### SETON HALL

Points:	95	vs. Duke, 1989
Points Allowed:	90	vs. Duke, 2004
Margin of Victory:	23	vs. UNLV, 1989
Margin of Defeat:	29	vs. Arizona, 1988
Rebounds:	52	vs. UNLV, 1989
Assists:	19	vs. Evansville, 1989
		vs. Creighton, 1991
Steals:	17	vs. Creighton, 1991
Blocks:	10	vs. Creighton, 1991
FGs Made:	33	vs. Duke, 1989
FG %:	54.2	vs. Evansville, 1989
		vs. Creighton, 1991
		vs. Pepperdine, 1991
FT Made:	30	vs. Missouri, 1992
FT %:	94.7	vs. Wichita State, 2006
3-Point FGs:	15	vs. Temple, 2000
3-Point FG %:	57.1	vs. Indiana, 1989
		vs. Oregon, 2000

#### OPPONENTS

Rebounds:	48	Gonzaga, 2016
Assists:	20	Creighton, 1991
Steals:	14	UNLV, 1991
Blocks:	6	UNLV, 1989
FG Made:	31	UNLV, 1989
FG %:	54.2	Duke, 2004
FT Made:	34	Duke, 2004
FT %:	89.5	Duke, 2000
3-Point FGs:	13	Temple, 2000
3-Point FG %:	46.2	Arizona, 1991

### INDIVIDUAL RECORDS

#### SETON HALL

Points:	35	John Morton
		vs. Michigan, 1989
Rebounds:	15	Darryl Walker
		vs. UNLV, 1989
Assists:	8	Isaiah Whitehead
		vs. Gonzaga, 2016
	8	Gerald Greene
		vs. Duke, 1989
Blocks:	6	Samuel Dalembert
		vs. Oregon, 2000
Steals:	5	Arturas Karnisovas
		vs. Pepperdine, 1991
	5	Arturas Karnisovas
		vs. Western Kentucky, 1993
FG Made:	13	Mark Bryant
		vs. UTEP, 1988
FG Att.:	26	John Morton
		vs. Michigan, 1989
FT Made:	11	Terry Dehere
		vs. Western Kentucky, 1993
FT Att.:	16	John Morton
		vs. Evansville, 1989
3-Point FG Made:	7	Ty Shine
		vs. Temple, 2000
3-Point FG Att.:	18	Darius Lane
		vs. Oklahoma State, 2000


### OPPONENTS

Points:	34	Danny Ferry, Duke, 1989
Rebounds:	16	Domantas Sabonis, Gonzaga, 2016
Assists:	12	Doug Gottlieb, Oklahoma St., 2000
Blocks:	3	Terry Mills, Michigan, 1989
	3	George Ackles, UNLV, 1991
	3	Lamont Barnes, Temple, 2000
Steals:	5	Greg Anthony, UNLV, 1991

### TOURNAMENT RECORDS

Points:	114	John Morton, 1989 (6 games)
Rebounds:	58	Darryl Walker, 1989 (6 games)
Assists:	26	Gerald Greene, 1989 (6 games)
Blocks:	10	Frantz Volcy, 1989 (6 games)
	10	Sam Dalembert, 2000 (3 games)
Steals:	7	Andrew Gaze, 1989 (6 games)
	7	Darryl Walker, 1989 (6 games)
FG Made:	34	Terry Dehere, 1991 (4 games)
FG Att:	83	John Morton, 1989 (6 games)
FT Made:	39	John Morton, 1989 (6 games)
FT Att.:	51	John Morton, 1989 (6 games)
3-Point FG Made:	16	Andrew Gaze, 1989 (6 games)
3-Point FG Att.:	38	Darius Lane, 2000 (3 games)


# TV/RADIO SPOT CHART



0

**KHADEEN CARRINGTON**

Jr. • G • 6-4 • 195 • Brooklyn, N.Y.



1

**MICHAEL NZEI**

So. • F • 6-8 • 205 • Makurdi, Nigeria



4

**ERON GORDON**

Fr. • G • 6-3 • 190 • Indianapolis, Ind.



13

**MYLES POWELL**

Fr. • G • 6-2 • 205 • Trenton, N.J.



14

**ISMAEL SANOGO**


Jr. • F • 6-8 • 215 • Newark, N.J.



20

**DESI RODRIGUEZ**

Jr. • F • 6-6 • 215 • Bronx, N.Y.



21

**DALTON SOFFER**

So. • G • 6-6 • 195 • San Diego, Calif.



22

**MICHAEL DOWDY, JR.**

Sr. • G • 6-0 • 190 • Chicago, Ill.



23

**RASHED ANTHONY**

Jr. • F • 6-9 • 235 • Orangeburg, S.C.



30

**MADISON JONES**

Sr. • G • 6-2 • 160 • Raleigh, N.C.



31

**ANGEL DELGADO**

Jr. • F • 6-10 • 240 • Bajos De Haina, D.R.



35

**MANNY ANDERSON**

Fr. • G • 6-4 • 190 • Franklin, N.J.



**KEVIN WILLARD**

Head Coach • 7<sup>th</sup> Season • Pittsburgh '97



**SHAHEEN HOLLOWAY**

Assoc. Head Coach • 7<sup>th</sup> Season • Seton Hall '00



**FRED HILL**

Assistant Coach • 3<sup>rd</sup> Season • Montclair State '81



**GRANT BILLMEIER**

Assistant Coach • 2<sup>nd</sup> Season • Seton Hall '07



**KYLE SMYTH**

Dir. of Ops • 3<sup>rd</sup> Season • Iona '12



**KEVIN LYNCH**

Coord. of Ops • 3<sup>rd</sup> Season • Seton Hall '14



**CHARLIE BUTLER**

Video Coord. • 2<sup>nd</sup> Season • Seton Hall '15